



Kent Goldthorpe, President  
 Dave McKinney, Vice-President  
 Jim D. Hansen, Commissioner  
 Mary May, Commissioner  
 Alexis Pickering, Commissioner

August 4, 2021

To: ACHD Commission

From: Christine Tannler, Budget Manager  
 Dale Kuperus, PE – District Engineer

Subject: FY22/23 Updated Budget Packet  
 August 4, 2021

Current Proposed Budget:

	<u>FY22</u>	<u>FY23</u>
New Revenue	\$130.4M	\$ 135.2M
Federal Aid/Cost Share	\$ 4.2M	\$ 2.9M
Rescheduled Projects	\$ 5.9M	
Cash Reserves	\$ 8.7M	
Commuteride	<u>\$ 2.6M</u>	<u>\$ 2.7M</u>
 Total	 \$151.8M	 \$140.8M

FY22

- Revenue Changes
  - The revenue budget for FY22 reduced to \$154.9M (from the previous \$158.4M.) The major changes are detailed below.
    - Decreased proposed Property Tax Certification to ‘Option 4’ - \$4.1M increase
    - Trued up rescheduled projects to actual amount moved from FY21
    - Updated Cash Reserves
- Operational Changes
  - COLA was increased from 5% to 6% - reflected on each department report
- Capital Changes
  - Locust Grove Rd, Victory Rd / Overland Rd & Locust Grove Rd and Victory Rd Intersection Construction was moved from FY22 to FY23
  - Federal Way Maintenance Yard design funds removed

- Ustick Maintenance Yard – reduced funding to \$1.6M – more realistic plan for implementation

## **FY23**

- Revenue Changes
  - The revenue budget for FY23 reduced to \$140.8M (from the previous \$164.7M.) The major changes are detailed below.
    - Decreased proposed Property Tax Certification in FY22 to ‘option 4’ –
      - This is a cumulative decrease of \$7.5M from the 07/07/2021 packet
    - Updated Cash Reserves
- Operational Changes
  - No substantial operational changes were made to FY23
- Capital Changes
  - Locust Grove Rd, Victory Rd / Overland Rd & Locust Grove Rd and Victory Rd Intersection Construction was moved from FY22 to FY23
  - Delayed Projects – construction delayed one or more years
    - Arterial Dynamic Message Sign Installation
    - Horseshoe Bend Rd, State St / Hill Rd
    - Mallard Ave Bridge #1339
    - Floating Feather Rd, Brandon Rd / Hornback Ave
    - Lake Hazel Rd and Maple Grove Rd
    - Reed Street Realignment
    - Liberty St Sidewalk and Bikeway
    - Residential Capital Maintenance (2023) Part 2
  - Projects with Design and Right-of-Way delays
    - Arterial & Collector Capital Maintenance-Bike & Ped Facilities
    - Clay St, 37<sup>th</sup> St / 34<sup>th</sup> St
    - Downtown/East End Improvements
    - Five Mile Corridor
    - Garden City East Improvements A
    - Kuna Improvements A
    - Meridian Downtown Improvements A
    - North Boise Improvements B
    - Star Improvements A
    - West Bench Improvements A

\*\*See attached list for components in each (A) or (B)

\*Please note that these are only the changes to date known for the 2 years of the Capital Budget – there will be more edits to the IFYWP in order to balance that program(

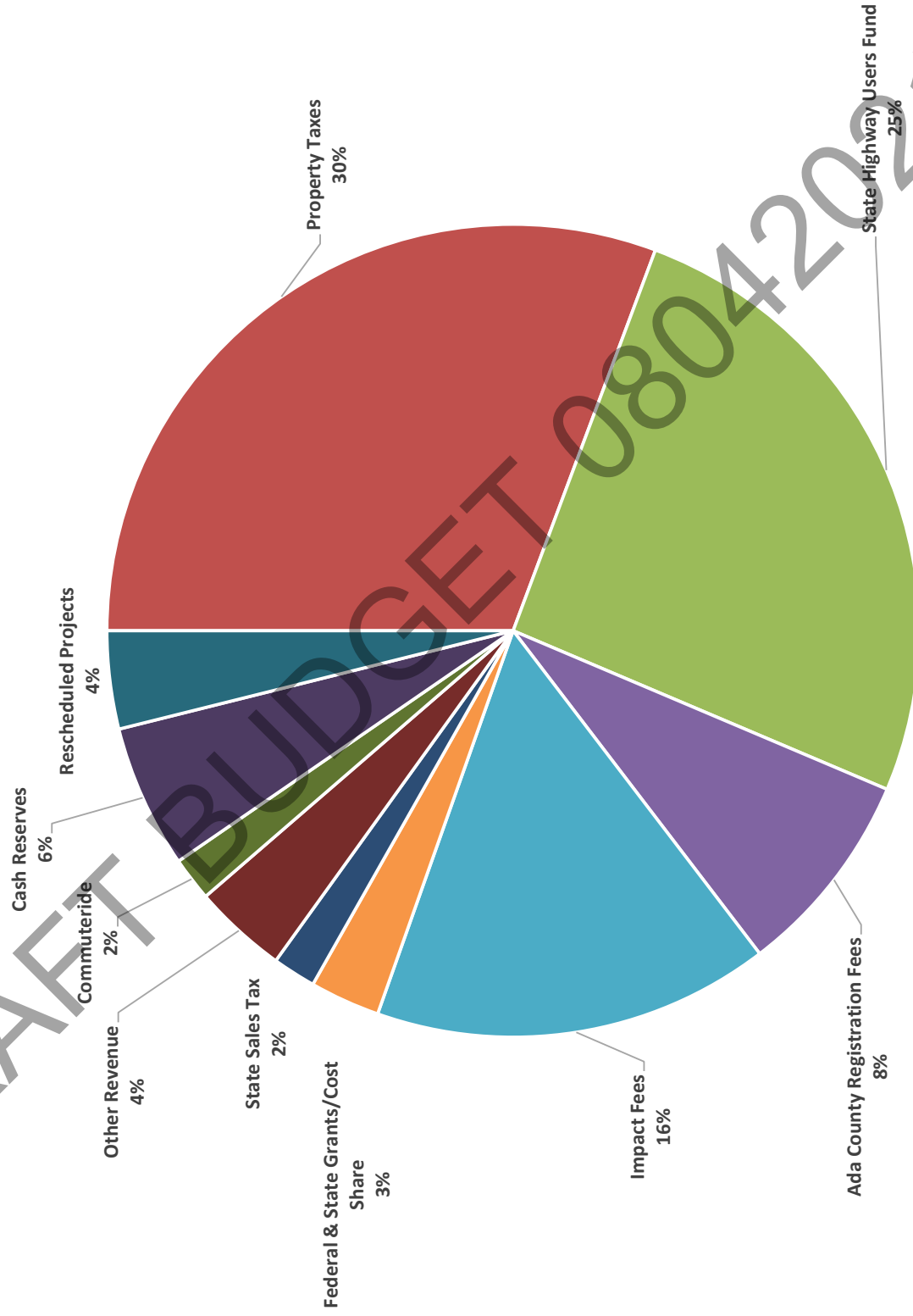
**ADA COUNTY HIGHWAY DISTRICT  
Revenue Projections**

<b>Account Description</b>	<b>2020</b>	<b>2021</b>	<b>2022</b>	<b>2023</b>
	Actuals	Budget	Projected	Projected
<b>PROPERTY TAXES</b>	42,802,496	42,460,000	42,460,000	48,290,000
3% Allowable Increase			1,265,000	
NCR - 90% Allowable			1,203,000	
1% Forgone - M&O			422,000	
3% Forgone - Capital Project			1,265,000	
<b>PENALTIES &amp; INTEREST</b>	95,458	204,000	100,000	100,000
<b>HIGHWAY USERS FUND</b>	34,424,250	27,600,000	28,700,000	29,800,000
HOUSE BILL 312		9,200,000	9,600,000	10,000,000
HOUSE BILL 362 - TECM			720,000	1,476,000
<b>AG TAX REPLACEMENT</b>	13,554	14,000	14,000	14,000
<b>STATE SALES TAX</b>	2,453,487	2,540,000	2,620,000	2,700,000
<b>FOREST RESERVE</b>	2,584	4,000	4,000	4,000
<b>REGISTRATION FEES</b>	11,443,598	12,100,000	12,500,000	12,900,000
<b>Taxes</b>	<b>91,235,427</b>	<b>94,122,000</b>	<b>100,873,000</b>	<b>105,284,000</b>
<b>RENTAL PROPERTY</b>	50,422	50,000	50,000	50,000
<b>STREET NAME SIGNS</b>	343,310	254,000	257,000	260,000
<b>LICENSE AGREEMENTS</b>	286,619	200,000	200,000	200,000
<b>PLAT REVIEW FEES</b>	256,675	390,000	274,000	282,000
<b>STREET VACATION FEES</b>	62,241	350,000	200,000	200,000
<b>ZONE INSPECTION FEES</b>	1,485,001	1,837,000	1,892,000	1,949,000
<b>SUB INSPECTION/TESTING FEES</b>	778,372	845,000	696,000	717,000
<b>STREET PLAN &amp; PROFILE</b>	218,280	280,000	288,000	297,000
<b>Services &amp; Fees</b>	<b>3,480,920</b>	<b>4,206,000</b>	<b>3,857,000</b>	<b>3,955,000</b>
<b>INTEREST</b>	960,752	750,000	750,000	500,000
<b>SERVICE REIMBURSEMENT</b>	87,454	50,000	50,000	50,000
<b>MISCELLANEOUS</b>	210,369	100,000	100,000	100,000
<b>EQUIPMENT DISP.</b>	8,000	345,000	300,000	300,000
<b>PROPERTY DISP.</b>	478,049	775,000	500,000	500,000
<b>Miscellaneous</b>	<b>1,744,624</b>	<b>2,020,000</b>	<b>1,700,000</b>	<b>1,450,000</b>
<b>IMPACT FEES</b>	26,134,091	25,000,000	24,000,000	24,480,000
<b>EXTROADINARY IF</b>	777,294	711,000	400,000	400,000
<b>EXTROADINARY IF - RESERVE</b>	(777,294)	(711,000)	(400,000)	(400,000)
<b>Impact Fees</b>	<b>26,134,091</b>	<b>25,000,000</b>	<b>24,000,000</b>	<b>24,480,000</b>
<b>Subtotal 'New Revenue'</b>	<b>122,595,062</b>	<b>125,348,000</b>	<b>130,430,000</b>	<b>135,169,000</b>
<b>COST SHARE PAYMENTS - Annual</b>	307,497	400,000	400,000	400,000
<b>COST SHARE PAYMENTS - JOBS</b>	2,220,980	3,716,000	1,727,000	713,000
<b>FEDERAL GRANTS</b>	1,667,289	3,060,400	2,105,000	1,785,000
<b>Carryover Funds</b>			6,000,000	
<b>Future Facilities Reservation</b>				-
<b>Rescheduled Projects</b>		4,208,300	5,909,100	-
<b>Priority Corridor Reservation</b>	-	4,085,600	2,663,100	-
<b>Cash Reseres</b>	-	549,000	-	-
<b>Encumbrances</b>	-	3,976,400		
<b>Subtotal - 'Other' Revenue</b>	<b>4,195,766</b>	<b>19,995,700</b>	<b>18,804,200</b>	<b>2,898,000</b>
<b>General Fund Total Revenue Available</b>	<b>126,790,828</b>	<b>145,343,700</b>	<b>149,234,200</b>	<b>138,067,000</b>
<b>Enterprise Fund (Commuteride)</b>				
Gain/Loss on Sale of Vans	(7,516)	221,600	53,000	51,000
Vanpool Fares	821,804	850,000	900,000	1,000,000
Interest Revenue	189	-	200	200
Fare Discounts	-	-	-	-
Federal Grants	346,200	450,000	370,000	319,500
Federal Grants (Vans)	352,624	343,500	360,000	360,000
ACHD Local Support	200,000	207,000	200,000	200,000
Misc Revenue	7,531	9,500	25,000	25,000
Mobility Grant Revenue		35,000	20,000	
Cash Reserves			116,500	143,000
Depreciation	532,433	600,000	600,000	600,000
<b>Enterprise Fund Total Revenue Available</b>	<b>2,253,265</b>	<b>2,716,600</b>	<b>2,644,700</b>	<b>2,698,700</b>
<b>Total ACHD District Revenue</b>	<b>129,044,093</b>	<b>148,060,300</b>	<b>151,878,900</b>	<b>140,765,700</b>

	FY2020	FY2021	FY2022	FY21/22	FY21/22	FY2023	FY22/23	FY22/23
	Actuals	Adj Budget	Proposed	\$Variance	%Variance	Proposed	\$Variance	%Variance
<b>Revenues</b>								
Property Taxes	42,802,496	42,460,000	46,615,000	4,155,000	10%	48,290,000	1,675,000	3.6%
State Highway Users Fund	26,292,063	27,600,000	28,700,000	1,100,000	4%	29,800,000	1,100,000	3.8%
House Bill 312	8,132,187	9,200,000	9,600,000	400,000	4%	10,000,000	400,000	4.2%
House Bill 362			720,000	720,000	#DIV/0!	1,476,000	756,000	105.0%
Ada County Registration Fees	11,443,598	12,100,000	12,500,000	400,000	3%	12,900,000	400,000	3.2%
Impact Fees	26,911,385	25,711,000	24,400,000	(1,311,000)	-5%	24,880,000	480,000	2.0%
Federal & State Grants	1,667,289	3,060,400	2,105,000	(955,400)	-31%	1,785,000	(320,000)	-15.2%
Cost Sharing Payments	307,497	400,000	400,000	-	0%	400,000	-	0.0%
Cost Sharing Payments- Jobs	2,220,980	3,716,000	1,727,000	(1,989,000)	-54%	713,000	(1,014,000)	-58.7%
State Sales Tax	2,453,487	2,540,000	2,620,000	80,000	3%	2,700,000	80,000	3.1%
Fees and Services	3,592,516	4,428,000	2,923,000	(1,505,000)	-34%	2,991,000	68,000	2.3%
Other	1,744,624	2,020,000	2,752,000	732,000	36%	2,532,000	(220,000)	-8.0%
<b>Subtotal</b>	<b>127,568,122</b>	<b>133,235,400</b>	<b>135,062,000</b>	<b>1,826,600</b>	<b>0.01370957</b>	<b>138,467,000</b>	<b>3,405,000</b>	<b>2.5%</b>
Commuteride	2,253,265	2,716,600	2,644,700	(71,900)	-3%	2,698,700	54,000	2.0%
Priority Corridor Reservation		1,979,700	2,663,100	683,400	35%	-	(2,663,100)	-100.0%
Encumbrances		3,976,400		(3,976,400)	-100%	-	-	#DIV/0!
Carryover from FY20-Chipseal			6,000,000	6,000,000	#DIV/0!	-	(6,000,000)	-100.0%
New Site Development			-	-	#DIV/0!	-	-	#DIV/0!
Cash Reserves		2,654,900		(2,654,900)	-100%	-	-	#DIV/0!
Extraordinary IF Reservation		(711,000)	(400,000)	311,000	-44%	(400,000)	-	0.0%
Rescheduled Projects		4,208,300	5,909,100	1,700,800	40%	-	(5,909,100)	-100.0%
<b>Total Revenue</b>	<b>129,821,387</b>	<b>148,060,300</b>	<b>151,878,900</b>	<b>3,818,600</b>	<b>0.02579084</b>	<b>140,765,700</b>	<b>(11,113,200)</b>	<b>-7.3%</b>

DRAFT BUDGET 08/04/2021

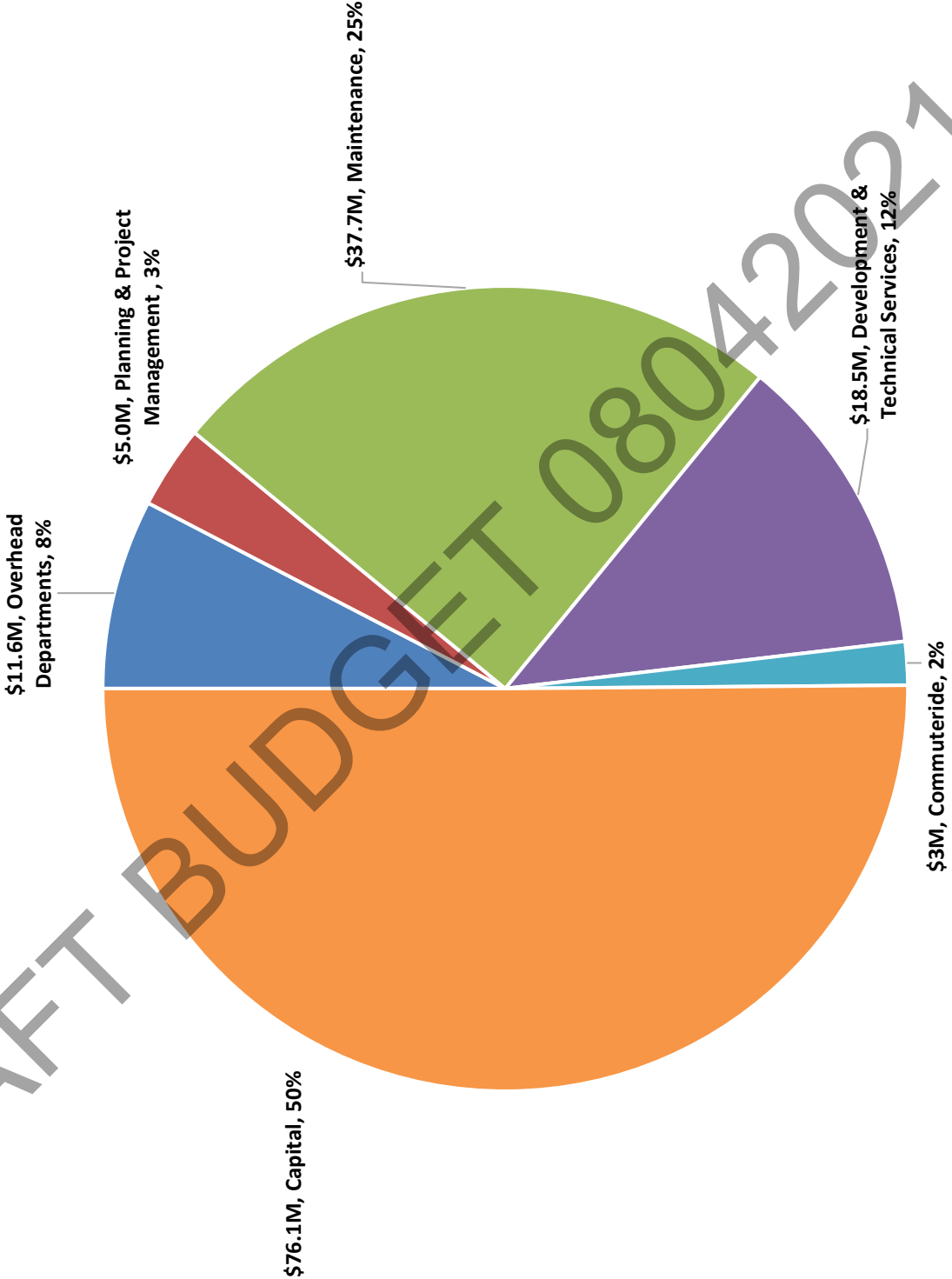
# FY2022 Proposed Revenue



	FY2020	FY2021	FY2022	FY21/22	FY21/22	FY2023	FY22/23	FY22/23
	Actuals	Adj Budget	Proposed	\$Variance	%Variance	Proposed	\$Variance	%Variance
<b>Expenditures</b>								
<b>Overhead</b>								
Commission	224,125	204,900	203,600	(1,300)	-1%	213,900	10,300	5.1%
Director	659,896	707,300	770,000	62,700	9%	800,000	30,000	3.9%
Administration	6,828,117	2,059,200	2,261,500	202,300	10%	2,330,700	69,200	3.1%
Information Technology	3,511,419	5,270,100	4,912,500	(357,600)	-7%	4,583,000	(329,500)	-6.7%
Legal	945,314	1,151,400	1,109,500	(41,900)	-4%	1,224,600	115,100	10.4%
Human Resources	964,860	1,090,100	1,363,400	273,300	25%	1,604,300	240,900	17.7%
Communications	662,609	805,800	970,300	164,500	20%	1,016,200	45,900	4.7%
<b>Subtotal OH Departments</b>	<b>13,796,340</b>	<b>11,288,800</b>	<b>11,590,800</b>	<b>302,000</b>	<b>3%</b>	<b>11,772,700</b>	<b>181,900</b>	<b>1.6%</b>
<b>Planning &amp; Project</b>								
P & P Management	263,995	269,600	305,900	36,300	13%	324,000	18,100	5.9%
P & P Planning	1,297,889	1,569,800	1,778,800	209,000	13%	1,970,000	191,200	10.7%
P & P Projects	1,432,073	1,471,600	1,837,100	365,500	25%	1,946,800	109,700	6.0%
P & P Right-of-Way	898,565	943,400	1,148,600	205,200	22%	1,210,300	61,700	5.4%
<b>Subtotal P &amp; P</b>	<b>3,892,523</b>	<b>4,254,400</b>	<b>5,070,400</b>	<b>816,000</b>	<b>19%</b>	<b>5,451,100</b>	<b>380,700</b>	<b>7.5%</b>
<b>Maintenance</b>								
Maintenance Management	3,072,363	3,663,600	3,101,000	(562,600)	-15%	2,885,400	(215,600)	-7.0%
Fleet Services	6,404,477	8,973,200	11,835,300	2,862,100	32%	12,279,800	444,500	3.8%
Maintenance- Adams	5,913,768	8,290,500	11,648,600	3,358,100	41%	12,421,900	773,300	6.6%
Maintenance- Cloverdale	7,185,600	7,850,000	9,963,900	2,113,900	27%	10,362,500	398,600	4.0%
Maintenance - Ustick	-	112,200	1,324,000	1,211,800	1080%	2,786,100	1,462,100	110.4%
<b>Subtotal Maintenance</b>	<b>22,576,209</b>	<b>28,889,500</b>	<b>37,872,800</b>	<b>8,983,300</b>	<b>31%</b>	<b>40,735,700</b>	<b>2,862,900</b>	<b>7.6%</b>
<b>Development &amp; Technical Services</b>								
Development & Technical Services Mgmt	267,108	264,000	295,100	31,100	12%	312,000	16,900	5.7%
Design Services	1,460,747	1,564,100	1,806,200	242,100	15%	1,971,900	165,700	9.2%
Stormwater	1,283,151	1,304,700	1,553,500	248,800	19%	1,615,700	62,200	4.0%
Construction Services	1,858,359	2,027,300	2,405,300	378,000	19%	2,512,600	107,300	4.5%
Traffic Operations	4,224,947	4,883,200	5,549,200	666,000	14%	6,204,100	654,900	11.8%
Traffic Engineering	2,113,865	2,724,900	3,139,100	414,200	15%	3,648,500	509,400	16.2%
Development Services	3,064,726	3,409,600	3,800,800	391,200	11%	4,284,600	483,800	12.7%
<b>Subtotal Engineering</b>	<b>14,272,902</b>	<b>16,177,800</b>	<b>18,549,200</b>	<b>2,371,400</b>	<b>15%</b>	<b>20,549,400</b>	<b>2,000,200</b>	<b>10.8%</b>
<b>Subtotal Operational Expenses</b>	<b>54,537,974</b>	<b>60,610,500</b>	<b>73,083,200</b>	<b>12,472,700</b>	<b>21%</b>	<b>78,508,900</b>	<b>5,425,700</b>	<b>7.4%</b>
<b>Commuteride</b>	<b>2,310,534</b>	<b>2,716,600</b>	<b>2,644,700</b>	<b>(71,900)</b>	<b>-3%</b>	<b>2,698,700</b>	<b>54,000</b>	<b>2.0%</b>
<b>Operational w/Commuteride</b>	<b>56,848,508</b>	<b>63,327,100</b>	<b>75,727,900</b>	<b>12,400,800</b>	<b>20%</b>	<b>81,207,600</b>	<b>5,479,700</b>	<b>7.2%</b>

DRAFT BUDGET

# FY 2022 Proposed Expenditure Summary



## Operational Budget by Category

Category	FY 20 Actuals	FY21 Adjusted Budget	FY22 Proposed Budget	FY23 Proposed Budget
Salaries	20,582,751	21,670,000	25,280,800	27,738,700
Taxes/Benefits	10,631,652	11,119,400	13,724,900	15,470,900
Temps/OT	612,294	901,500	1,290,000	1,374,100
Supplies	2,988,269	5,155,300	4,906,200	4,319,900
Training/Travel/Safety	187,670	233,600	476,800	484,000
Insurance/Awards	308,154	386,400	596,600	659,500
Maint/Repair	1,112,118	1,207,600	1,493,900	1,582,400
Materials	4,191,400	7,118,700	10,174,500	11,339,600
Support	428,095	442,000	436,000	442,000
Equip/Land	5,025,135	5,579,200	6,960,300	7,110,500
Contracts	8,470,435	6,796,800	7,743,200	7,987,300
Commuteride	2,310,534	2,716,600	2,644,700	2,698,700
<b>Total Operational Budget</b>	<b>56,848,508</b>	<b>63,327,100</b>	<b>75,727,900</b>	<b>81,207,600</b>

Summary	FY 20 Actuals	FY21 Adjusted Budget	FY22 Proposed Budget	FY23 Proposed Budget
Labor	31,826,698	33,690,900	40,295,700	44,583,700
Operational	22,711,276	26,919,600	32,787,500	33,925,200
Commuteride	2,310,534	2,716,600	2,644,700	2,698,700
<b>Total Operational Budget</b>	<b>56,848,508</b>	<b>63,327,100</b>	<b>75,727,900</b>	<b>81,207,600</b>



## ACHD Staffing Status

Budget

<u>Division</u>	<u>FY 2020</u>	<u>FY 2021</u>	<u>FY 2022</u>	<u>FY 2023</u>
<b>Administration</b>	<b>57</b>	<b>56</b>	<b>57</b>	<b>59</b>
1075 Director	2	2	2	2
1150 Administration	14	13	13	13
1155 Information Technology	17	17	17	17
1160 Legal	4	4	4	5
1200 Human Resources	6	6	6	7
1400 Communications	6	6	7	7
7000 Commuteride	8	8	8	8
<b>Planning &amp; Projects</b>	<b>33</b>	<b>35</b>	<b>38</b>	<b>38</b>
1170 P&P Management	2	2	2	2
1180 Planning	8	9	9	9
1195 Capital Projects	15	15	17	17
5320 Right-of-Way	8	9	10	10
<b>Maintenance</b>	<b>140</b>	<b>150</b>	<b>162</b>	<b>172</b>
4300 Maintenance Management	7	7	9	9
4350 Equipment Services	13	14	14	14
4351 Adams	59	63	63	63
4352 Cloverdale	61	65	65	65
4353 Ustick		1	11	21
<b>Development &amp; Technical Services</b>	<b>135.5</b>	<b>141.5</b>	<b>150.5</b>	<b>158.5</b>
2300 Development & Technical Svcs Mgmt	2	2	2	2
2310 Design Services	12	14	15	15
2312 Environmental	8	8	9	9
2315 Construction Services	20	20	22	22
3341 Traffic Operations	36	38	40	42
3342 Traffic Engineering	21.5	22.5	23.5	26.5
5345 Development Services	36	37	39	42
<b>Total Staff Positions</b>	<b>365.5</b>	<b>382.5</b>	<b>407.5</b>	<b>427.5</b>
1050 Commission	5	5	5	5
<b>Total for District</b>	<b>370.5</b>	<b>387.5</b>	<b>412.5</b>	<b>432.5</b>

**1050 - Commission**

Budget Report

For Fiscal Years 2022 and 2023

Total FTE's - 5

Account	FY20 Actuals	FY21 Budget	FY22 Budget	FY23 Budget
Commission Salaries & Benefits				
00100.1050.01. Commission Wages				
00100 - Commission Wages	126,840	130,000		
Commission COLA			7,800	6,900
Commission Wages			130,000	137,800
<b>Total 00100.1050.01. Commission Wages</b>	<b>126,840</b>	<b>130,000</b>	<b>137,800</b>	<b>144,700</b>
00110.1050.01. FICA Taxes				
00110 - FICA Taxes	8,940	9,900	10,400	11,000
<b>Total 00110.1050.01. FICA Taxes</b>	<b>8,940</b>	<b>9,900</b>	<b>10,400</b>	<b>11,000</b>
00120.1050.01. State Retirement				
00120 - State Retirement	15,260	15,600	16,600	17,200
<b>Total 00120.1050.01. State Retirement</b>	<b>15,260</b>	<b>15,600</b>	<b>16,600</b>	<b>17,200</b>
00130.1050.01. Insurances				
00130 - Insurances	65,255	31,800	26,100	28,300
<b>Total 00130.1050.01. Insurances</b>	<b>65,255</b>	<b>31,800</b>	<b>26,100</b>	<b>28,300</b>
00140.1050.01. Worker's Compensation				
00140 - Worker's Compensation	113	100	200	200
<b>Total 00140.1050.01. Worker's Compensation</b>	<b>113</b>	<b>100</b>	<b>200</b>	<b>200</b>
Total Commission Salaries & Benefits	216,408	187,400	191,100	201,400
Commission Other Expenses				
00240.1050.01. Books, Dues, Subscriptions				
00240 - Books, Dues, Subscriptions	430	500	500	500
<b>Total 00240.1050.01. Books, Dues, Subscriptions</b>	<b>430</b>	<b>500</b>	<b>500</b>	<b>500</b>
00300.1050.01. Travel and Meetings				
00300 - Travel and Meetings	1,186	2,000	2,000	2,000
<b>Total 00300.1050.01. Travel and Meetings</b>	<b>1,186</b>	<b>2,000</b>	<b>2,000</b>	<b>2,000</b>
00310.1050.01. Auto Mileage				
00310 - Auto Mileage	2,195	5,000	5,000	5,000
<b>Total 00310.1050.01. Auto Mileage</b>	<b>2,195</b>	<b>5,000</b>	<b>5,000</b>	<b>5,000</b>
00420.1050.01. Commission Expense				
00420 - Commission Expense	3,906	10,000	5,000	5,000
<b>Total 00420.1050.01. Commission Expense</b>	<b>3,906</b>	<b>10,000</b>	<b>5,000</b>	<b>5,000</b>
Total Commission Other Expenses	7,717	17,500	12,500	12,500

**1050 - Commission**

Budget Report

For Fiscal Years 2022 and 2023

Total FTE's - 5

Account	FY20 Actuals	FY21 Budget	FY22 Budget	FY23 Budget
Total Commission Expenditures	224,125	204,900	203,600	213,900

DRAFT BUDGET 08042021

**1075 - Director**

Budget Report

For Fiscal Years 2022 and 2023

Total FTE's - 2

Account	FY20 Actuals	FY21 Budget	FY22 Budget	FY23 Budget
Director Salaries & Benefits				
00100.1075.01. Office of the Director Wages				
00100 - Office of the Director Wages	233,949	243,000	282,000	296,000
<b>Total 00100.1075.01. Office of the Director Wages</b>	<b>233,949</b>	<b>243,000</b>	<b>282,000</b>	<b>296,000</b>
00110.1075.01. FICA Taxes				
00110 - FICA Taxes	15,640	18,600	21,500	22,700
<b>Total 00110.1075.01. FICA Taxes</b>	<b>15,640</b>	<b>18,600</b>	<b>21,500</b>	<b>22,700</b>
00120.1075.01. State Retirement				
00120 - State Retirement	27,797	29,000	33,600	35,400
<b>Total 00120.1075.01. State Retirement</b>	<b>27,797</b>	<b>29,000</b>	<b>33,600</b>	<b>35,400</b>
00130.1075.01. Insurances				
00130 - Insurances	37,356	40,400	44,700	48,500
<b>Total 00130.1075.01. Insurances</b>	<b>37,356</b>	<b>40,400</b>	<b>44,700</b>	<b>48,500</b>
00140.1075.01. Worker's Compensation				
00140 - Worker's Compensation	1,610	2,000	3,200	3,400
<b>Total 00140.1075.01. Worker's Compensation</b>	<b>1,610</b>	<b>2,000</b>	<b>3,200</b>	<b>3,400</b>
Total Director Salaries & Benefits	316,351	333,000	385,000	406,000
Director Other Expenses				
00235.1075.01. Legislative Relations				
00235 - Legislative Relations	90,023	100,000	100,000	100,000
<b>Total 00235.1075.01. Legislative Relations</b>	<b>90,023</b>	<b>100,000</b>	<b>100,000</b>	<b>100,000</b>
00240.1075.01. Books, Dues, Subscriptions				
00240 - Books, Dues, Subscriptions	16,324	16,300		
ACCEM			10,000	10,000
Chambers			2,000	2,000
IAHD			10,000	10,000
VRT			3,000	6,000
WTS			1,000	1,000
<b>Total 00240.1075.01. Books, Dues, Subscriptions</b>	<b>16,324</b>	<b>16,300</b>	<b>26,000</b>	<b>29,000</b>
00300.1075.01. Travel and Meetings				
00300 - Travel and Meetings	1,522	2,000	2,000	2,000
<b>Total 00300.1075.01. Travel and Meetings</b>	<b>1,522</b>	<b>2,000</b>	<b>2,000</b>	<b>2,000</b>
00310.1075.01. Auto Mileage				

**1075 - Director**  
 Budget Report  
 For Fiscal Years 2022 and 2023  
 Total FTE's - 2

Account	FY20 Actuals	FY21 Budget	FY22 Budget	FY23 Budget
00310 - Auto Mileage	2,019	2,500	2,500	2,500
<b>Total 00310.1075.01. Auto Mileage</b>	2,019	2,500	2,500	2,500
00320.1075.01. Employee Training				
00320 - Employee Training	60		2,500	2,500
<b>Total 00320.1075.01. Employee Training</b>	60		2,500	2,500
00351.1075.01. Awards / Incentives				
00351 - Awards / Incentives	2,959	6,000	6,000	6,000
<b>Total 00351.1075.01. Awards / Incentives</b>	2,959	6,000	6,000	6,000
00430.1075.01. COMPASS Support				
00430 - COMPASS Support	228,095	235,000	236,000	242,000
<b>Total 00430.1075.01. COMPASS Support</b>	228,095	235,000	236,000	242,000
00460.1075.01. Miscellaneous Expense				
00460 - Miscellaneous Expense	1,130	7,500	5,000	5,000
<b>Total 00460.1075.01. Miscellaneous Expense</b>	1,130	7,500	5,000	5,000
00495.1075.01. Discretionary Account For Mgrs				
00495 - Discretionary Account For Mgrs	1,413	5,000	5,000	5,000
<b>Total 00495.1075.01. Discretionary Account For Mgrs</b>	1,413	5,000	5,000	5,000
Total Director Other Expenses	343,545	374,300	385,000	394,000
Total Director Expenditures	659,896	707,300	770,000	800,000

DRAFT BUDGET 2022-2023

**1150 - Administration**

Budget Report

For Fiscal Years 2022 and 2023

Total FTE's - 13

Account	FY20 Actuals	FY21 Budget	FY22 Budget	FY23 Budget
Administration Salaries & Benefits				
00100.1150.01. Administration Wages				
00100 - Administration Wages	943,819	907,000	996,000	1,050,000
<b>Total 00100.1150.01. Administration Wages</b>	<b>943,819</b>	<b>907,000</b>	<b>996,000</b>	<b>1,050,000</b>
00110.1150.01. FICA Taxes				
00110 - FICA Taxes	67,936	69,500	76,200	80,500
<b>Total 00110.1150.01. FICA Taxes</b>	<b>67,936</b>	<b>69,500</b>	<b>76,200</b>	<b>80,500</b>
00120.1150.01. State Retirement				
00120 - State Retirement	111,600	108,300	119,100	125,500
<b>Total 00120.1150.01. State Retirement</b>	<b>111,600</b>	<b>108,300</b>	<b>119,100</b>	<b>125,500</b>
00130.1150.01. Insurances				
00130 - Insurances	259,329	240,600	277,300	303,200
<b>Total 00130.1150.01. Insurances</b>	<b>259,329</b>	<b>240,600</b>	<b>277,300</b>	<b>303,200</b>
00140.1150.01. Worker's Compensation				
00140 - Worker's Compensation	5,421	3,000	5,900	6,200
<b>Total 00140.1150.01. Worker's Compensation</b>	<b>5,421</b>	<b>3,000</b>	<b>5,900</b>	<b>6,200</b>
00150.1150.01. Unemployment Insurance				
00150 - Unemployment Insurance	13,153	20,000	15,000	15,000
<b>Total 00150.1150.01. Unemployment Insurance</b>	<b>13,153</b>	<b>20,000</b>	<b>15,000</b>	<b>15,000</b>
00160.1150.01. Temporaries				
00160 - Temporaries				
Procurement - Temp			30,000	
<b>Total 00160.1150.01. Temporaries</b>			<b>30,000</b>	
00170.1150.01. Overtime Pay				
00170 - Overtime Pay	1,531	2,800	2,500	2,500
<b>Total 00170.1150.01. Overtime Pay</b>	<b>1,531</b>	<b>2,800</b>	<b>2,500</b>	<b>2,500</b>
Total Administration Salaries & Benefits	1,402,790	1,351,200	1,522,000	1,582,900
Administration Other Expenses				
00200.1150.01. Postage				
00200 - Postage	13,477	14,000	15,000	15,500
<b>Total 00200.1150.01. Postage</b>	<b>13,477</b>	<b>14,000</b>	<b>15,000</b>	<b>15,500</b>
00210.1150.01. Printing				
00210 - Printing	21,229	35,000		

**1150 - Administration**

Budget Report

For Fiscal Years 2022 and 2023

Total FTE's - 13

Account	FY20 Actuals	FY21 Budget	FY22 Budget	FY23 Budget
ACCTG - forms, envelopes, budget books			8,000	8,500
CP - procurement documents			23,000	24,000
<b>Total 00210.1150.01. Printing</b>	21,229	35,000	31,000	32,500
00230.1150.01. Advertising				
00230 - Advertising	18,863	24,500		
ACCTG - legal notices for Commission meetings, financial reports, vacations of real property			5,000	5,500
CP - IPPA reverse vendor tradeshow			1,000	1,000
CP - legal notices for invitations to bid, RFPs, RFQs			12,000	12,500
<b>Total 00230.1150.01. Advertising</b>	18,863	24,500	18,000	19,000
00240.1150.01. Books, Dues, Subscriptions				
00240 - Books, Dues, Subscriptions	4,385	6,600		
ACCTG - AGA, GFOA, ATI			2,000	2,500
ACCTG - professional certification			1,500	2,000
ACCTG - professional publications and reference materials			800	800
BUDG - GFOA			200	200
BUDG - GFOA budget award submission			600	600
CHIEF			500	500
CP - NIGP, IPPA			1,300	1,000
<b>Total 00240.1150.01. Books, Dues, Subscriptions</b>	4,385	6,600	6,900	7,600
00261.1150.01. Supplies - Office				
00261 - Supplies - Office	25,797	32,000	30,000	31,000
<b>Total 00261.1150.01. Supplies - Office</b>	25,797	32,000	30,000	31,000
00265.1150.01. Supplies - Clothing				
00265 - Supplies - Clothing	512	1,400	1,200	1,300
<b>Total 00265.1150.01. Supplies - Clothing</b>	512	1,400	1,200	1,300
00291.1150.01. Leases and Rentals				
00291 - Leases and Rentals	4,497	6,500		
ACCTG - postage meters			2,000	2,000
ACCTG - water coolers and RO systems			6,000	6,000
<b>Total 00291.1150.01. Leases and Rentals</b>	4,497	6,500	8,000	8,000
00300.1150.01. Travel and Meetings				
00300 - Travel and Meetings	2,617	2,600		
ACCTG - professional development			6,000	6,000

**1150 - Administration**

Budget Report

For Fiscal Years 2022 and 2023

Total FTE's - 13

Account	FY20 Actuals	FY21 Budget	FY22 Budget	FY23 Budget
ACCTG - Viewpoint Conference			1,500	1,500
BUDG - professional development			2,000	2,000
CP - professional development			4,000	4,500
TREAS - professional development			2,000	2,000
<b>Total 00300.1150.01. Travel and Meetings</b>	2,617	2,600	15,500	16,000
00310.1150.01. Auto Mileage				
00310 - Auto Mileage	138	200	300	300
<b>Total 00310.1150.01. Auto Mileage</b>	138	200	300	300
00320.1150.01. Employee Training				
00320 - Employee Training	6,710	7,000		
ACCTG - professional development			6,000	6,000
ACCTG - Viewpoint Conference			1,400	1,400
BUDG - professional development			2,000	2,000
CP - professional development			3,000	3,000
TREAS - professional development			2,000	2,000
<b>Total 00320.1150.01. Employee Training</b>	6,710	7,000	14,400	14,400
00340.1150.01. Insurance and Bonds				
00340 - Insurance and Bonds	173,138	180,000	182,000	183,000
<b>Total 00340.1150.01. Insurance and Bonds</b>	173,138	180,000	182,000	183,000
00341.1150.01. Self-Insurance Claims				
00341 - Self-Insurance Claims	10,770	100,000	150,000	150,000
<b>Total 00341.1150.01. Self-Insurance Claims</b>	10,770	100,000	150,000	150,000
00350.1150.01. Interest Expense				
00350 - Interest Expense	56,849			
<b>Total 00350.1150.01. Interest Expense</b>	56,849			
00370.1150.01. Taxes (Irrig & Drainage)				
00370 - Taxes (Irrig & Drainage)	12,478			
<b>Total 00370.1150.01. Taxes (Irrig &amp; Drainage)</b>	12,478			
00430.1150.01. Commuteride Support				
00430 - Commuteride Support	200,000	207,000	200,000	200,000
<b>Total 00430.1150.01. Commuteride Support</b>	200,000	207,000	200,000	200,000
00460.1150.01. Miscellaneous Expense				
00460 - Miscellaneous Expense	5,054	500	500	500
<b>Total 00460.1150.01. Miscellaneous Expense</b>	5,054	500	500	500



**1150 - Administration**

Budget Report

For Fiscal Years 2022 and 2023

Total FTE's - 13

Account	FY20 Actuals	FY21 Budget	FY22 Budget	FY23 Budget
00461.1150.01. Bank Fees				
00461 - Bank Fees	8,716	8,000	11,000	12,000
<b>Total 00461.1150.01. Bank Fees</b>	<b>8,716</b>	<b>8,000</b>	<b>11,000</b>	<b>12,000</b>
00491.1150.01. Maint/Repair Property Rentals				
00491 - Maint/Repair Property Rentals	29,996			
<b>Total 00491.1150.01. Maint/Repair Property Rentals</b>	<b>29,996</b>			
00495.1150.01. Discretionary Account For Mgrs				
00495 - Discretionary Account For Mgrs	1,700	2,700		
CHIEF			1,500	1,500
TREAS			1,200	1,200
<b>Total 00495.1150.01. Discretionary Account For Mgrs</b>	<b>1,700</b>	<b>2,700</b>	<b>2,700</b>	<b>2,700</b>
00610.1150.01. Land				
00610 - Land	4,767,369			
<b>Total 00610.1150.01. Land</b>	<b>4,767,369</b>			
00640.1150.01. Office Machines				
00640 - Office Machines		30,000		
<b>Total 00640.1150.01. Office Machines</b>		<b>30,000</b>		
00701.1150.01. Title Search				
00701 - Title Search				
<b>Total 00701.1150.01. Title Search</b>				
00702.1150.01. Appraisals				
00702 - Appraisals	12,850			
<b>Total 00702.1150.01. Appraisals</b>	<b>12,850</b>			
00705.1150.01. Professional Services				
00705 - Professional Services	48,180	50,000		
ACCTG - ADA interpreter services			1,000	1,000
ACCTG - Audit services			50,000	51,000
TREAS - Consulting services			2,000	2,000
<b>Total 00705.1150.01. Professional Services</b>	<b>48,180</b>	<b>50,000</b>	<b>53,000</b>	<b>54,000</b>
00740.1150.01. Contractual Services				
00740 - Contractual Services				
<b>Total 00740.1150.01. Contractual Services</b>				
<b>Total Administration Other Expenses</b>	<b>5,425,328</b>	<b>708,000</b>	<b>739,500</b>	<b>747,800</b>

**1150 - Administration**

Budget Report

For Fiscal Years 2022 and 2023

Total FTE's - 13

Account	FY20 Actuals	FY21 Budget	FY22 Budget	FY23 Budget
Total Administration Expenditures	6,828,117	2,059,200	2,261,500	2,330,700

DRAFT BUDGET 08042021

**1155 - Information Technology**

Budget Report

For Fiscal Years 2022 and 2023

Total FTE's - 17

Account	FY20 Actuals	FY21 Budget	FY22 Budget	FY23 Budget
Information Technology Salaries & Benefits				
00100.1155.01. Information Technology Wages				
00100 - Information Technology Wages	1,073,136	1,106,000	1,215,000	1,281,000
<b>Total 00100.1155.01. Information Technology Wages</b>	<b>1,073,136</b>	<b>1,106,000</b>	<b>1,215,000</b>	<b>1,281,000</b>
00110.1155.01. FICA Taxes				
00110 - FICA Taxes	77,253	84,500	93,000	98,100
<b>Total 00110.1155.01. FICA Taxes</b>	<b>77,253</b>	<b>84,500</b>	<b>93,000</b>	<b>98,100</b>
00120.1155.01. State Retirement				
00120 - State Retirement	128,999	131,800	145,200	153,000
<b>Total 00120.1155.01. State Retirement</b>	<b>128,999</b>	<b>131,800</b>	<b>145,200</b>	<b>153,000</b>
00130.1155.01. Insurances				
00130 - Insurances	317,847	324,400	364,700	398,300
<b>Total 00130.1155.01. Insurances</b>	<b>317,847</b>	<b>324,400</b>	<b>364,700</b>	<b>398,300</b>
00140.1155.01. Worker's Compensation				
00140 - Worker's Compensation	2,273	3,000	5,400	5,800
<b>Total 00140.1155.01. Worker's Compensation</b>	<b>2,273</b>	<b>3,000</b>	<b>5,400</b>	<b>5,800</b>
00160.1155.01. Temporaries				
00160 - Temporaries	27,828	66,000		
GIS Student Intern - 36wks x 24hrs & 16wks x 40hrs			21,000	21,000
Network Student Intern - 36wks x 24hrs & 16wks x 40hrs			21,000	21,000
Web Dev Student Intern - 36wks x 24hrs & 16wks x 40hrs			21,000	21,000
<b>Total 00160.1155.01. Temporaries</b>	<b>27,828</b>	<b>66,000</b>	<b>63,000</b>	<b>63,000</b>
00170.1155.01. Overtime Pay				
00170 - Overtime Pay	4,874	6,200	5,000	5,000
<b>Total 00170.1155.01. Overtime Pay</b>	<b>4,874</b>	<b>6,200</b>	<b>5,000</b>	<b>5,000</b>
<b>Total Information Technology Salaries &amp; Benefits</b>	<b>1,632,210</b>	<b>1,721,900</b>	<b>1,891,300</b>	<b>2,004,200</b>
Information Technology Other Expenses				
00210.1155.01. Printing				
00210 - Printing	335	2,000	2,500	2,500
<b>Total 00210.1155.01. Printing</b>	<b>335</b>	<b>2,000</b>	<b>2,500</b>	<b>2,500</b>
00226.1155.01. Util Telephone				
00226 - Util Telephone	192,658	470,300		

**1155 - Information Technology**

Budget Report

For Fiscal Years 2022 and 2023

Total FTE's - 17

Account	FY20 Actuals	FY21 Budget	FY22 Budget	FY23 Budget
Ada County VPN Services			600	600
Cell Phones			160,000	165,000
Telephone and Cable TV			40,000	43,000
<b>Total 00226.1155.01. Util Telephone</b>	<b>192,658</b>	<b>470,300</b>	<b>200,600</b>	<b>208,600</b>
00240.1155.01. Books - Dues - Subscriptions				
00240 - Books - Dues - Subscriptions	6,054	2,900		
ARMA, ISSA, NAGARA, NWGIS, URISA Dues			4,500	4,500
Professional Certifications			2,000	2,000
Reference Materials			1,000	1,000
<b>Total 00240.1155.01. Books - Dues - Subscriptions</b>	<b>6,054</b>	<b>2,900</b>	<b>7,500</b>	<b>7,500</b>
00250.1155.01. Freight				
00250 - Freight	512	1,000	1,000	1,000
<b>Total 00250.1155.01. Freight</b>	<b>512</b>	<b>1,000</b>	<b>1,000</b>	<b>1,000</b>
00261.1155.01. Supplies - Office				
00261 - Supplies - Office	348	5,700	3,000	3,500
<b>Total 00261.1155.01. Supplies - Office</b>	<b>348</b>	<b>5,700</b>	<b>3,000</b>	<b>3,500</b>
00265.1155.01. Supplies - Clothing				
00265 - Supplies - Clothing	489	1,300	1,300	1,300
<b>Total 00265.1155.01. Supplies - Clothing</b>	<b>489</b>	<b>1,300</b>	<b>1,300</b>	<b>1,300</b>
00270.1155.01. Supplies - Computer				
00270 - Supplies - Computer	189,224	1,123,500		
CM - Synchro 11 Update and Licenses			25,000	25,000
D&TS - Deed Plotter Licenses			600	1,200
DT&S - Bluebeam Perpetual License			3,000	3,500
IT - CradlePoint Installations			7,500	9,000
IT - Crystal Reports Licenses				3,000
IT - Desk Phones			6,000	6,000
IT - Desktop Replacements			10,000	10,000
IT - General Computer Software and Supplies			70,000	75,000
IT - Laptop Replacements			10,000	10,000
IT - Laserfiche Licenses			5,000	5,000
IT - Managed Print Services Equipment			12,000	14,000
IT - Monitor Replacements			5,000	6,000
IT - Traffic Switches (done FY22)			500,000	

**1155 - Information Technology**

Budget Report

For Fiscal Years 2022 and 2023

Total FTE's - 17

Account	FY20 Actuals	FY21 Budget	FY22 Budget	FY23 Budget
<b>Total 00270.1155.01. Supplies - Computer</b>	189,224	1,123,500	654,100	167,700
00275.1155.01. Software Subscriptions				
00275 - Software Subscriptions	563,095	967,000		
ACCT - Viewpoint Remote Link			128,000	131,000
Asset Essentials Subscription			80,000	82,000
Cisco CWOM Subscription			13,000	14,000
CM - OnSSI Camera Licenses			5,000	7,000
CM - Signal Performance Measures Subscription			30,000	30,000
CP - ProjectWise Subscription			2,400	2,600
D&TS - DroneDeploy			10,000	12,000
D&TS Bluebeam Subscription			14,000	14,000
ENV - Datasight Maintenance and License			3,000	3,500
IT - Adobe Products Subscription			16,000	17,000
IT - Adobe Sign			32,000	34,000
IT - AutoDesk Subscriptions			30,000	35,000
IT - Barracuda Subscription			27,000	30,000
IT - Cisco AnyConnect Subscription			7,000	8,000
IT - Cisco SmartNet Subscription			45,000	47,500
IT - Cloud Services			30,000	35,000
IT - Endpoint Security Licensing and Subscription			12,000	12,000
IT - Enterprise Suite			11,000	12,000
IT - F5 License Subscription			12,000	13,000
IT - Geocortex Analytics Subscription			6,000	6,500
IT - iCompass Annual Maintenance			14,000	15,000
IT - KnowBe4 Training Subscription			4,500	5,000
IT - Laserfiche Power Pack			1,000	1,200
IT - Microsoft Office 365			145,000	145,000
IT - PaperCut Subscription			3,500	4,000
IT - Password Manager Subscription			8,000	8,500
IT - PlexTrac Subscription			5,500	6,000
IT - Rave Alert Subscription			13,500	14,500
IT - Solarwinds Dameware			1,000	1,200
IT - Splunk Subscription			15,000	20,000
IT - SSL Certificates/Domain Hosting Subscription			1,700	2,000
IT - Surreal CMS Subscription			500	600

**1155 - Information Technology**

Budget Report

For Fiscal Years 2022 and 2023

Total FTE's - 17

Account	FY20 Actuals	FY21 Budget	FY22 Budget	FY23 Budget
IT - Tenable Subscription			19,000	20,000
IT - Varonis Datavantage			25,000	25,000
IT - Veeam and M365 Backup			48,600	48,600
IT - Veeam Subscription			16,000	17,000
IT - VMWare vSphere Subscription			27,000	29,000
IT - Zoom Subscription			4,000	4,500
LE - JustFOIA Annual Maintenance			11,000	12,000
PL - Cube Ave Software License Subscription			5,500	6,000
TE - Korterra Dig-Line - Korweb			5,500	6,000
TE - Lighting Analysis			1,000	1,000
<b>Total 00275.1155.01. Software Subscriptions</b>	563,095	967,000	889,200	938,200
00291.1155.01. Leases and Rentals				
00291 - Leases and Rentals	42,886	40,500		
Mail Service			2,000	2,000
Managed Print Services			75,000	80,000
<b>Total 00291.1155.01. Leases and Rentals</b>	42,886	40,500	77,000	82,000
00300.1155.01. Travel and Meetings				
00300 - Travel and Meetings	6,043	3,000	17,000	17,000
<b>Total 00300.1155.01. Travel and Meetings</b>	6,043	3,000	17,000	17,000
00320.1155.01. Employee Training				
00320 - Employee Training	7,850	5,000	17,000	17,000
<b>Total 00320.1155.01. Employee Training</b>	7,850	5,000	17,000	17,000
00492.1155.01. Maint / Repair - Equip				
00492 - Maint / Repair - Equip	461,984	505,400		
ACCT - ABBYY FlexiCapture Maintenance			10,500	11,000
ACCT - Global Software Spreadsheet Server Maintenance			6,000	6,500
BUD-PL CIPAce Maintenance			40,000	45,000
Cisco UCS Storage Maintenance			30,000	30,000
CM - Bluetooth Maintenance			5,000	5,000
CM - Daktronics Software			3,000	3,000
CM - GTT Opticom CMS Software Maintenance			7,500	8,000
CM - Highway Capacity Software Maintenance			1,000	1,500
CM - IBI Group Annual Maintenance			25,000	25,000
CM - Ocularis Maintenance and Support			20,000	20,000

**1155 - Information Technology**

Budget Report

For Fiscal Years 2022 and 2023

Total FTE's - 17

Account	FY20 Actuals	FY21 Budget	FY22 Budget	FY23 Budget
CM - OnSSI TMC Video Wall Maintenance			20,000	25,000
CM - Trafficware Software Maintenance			25,000	30,000
CP - B2W Estimating Software Maintenance			10,500	11,000
CP - MS Project Maintenance			10,000	10,000
DSN - Retain Pro Software			1,000	1,500
DV SVC - Bentley Bridge Software Maintenance			20,000	25,000
DV SVC - TRAKiT Maintenance			55,000	60,000
FLEET - Asset Works Maintenance			21,000	22,000
IT - Bonneville Widebed Scanner Maintenance			2,500	2,500
IT - Cisco FirePOWER and Filter			1,000	1,000
IT - Desktop Authority Maintenance			3,000	3,500
IT - ESRI Annual Maintenance			30,000	30,000
IT - F5 Networks Annual Support			45,000	45,500
IT - Genetec Security System Support			7,000	10,000
IT - HP T130 Plotter Maintenance			1,500	2,000
IT - Laserfiche Annual Maintenance			95,000	100,000
IT - Latitude Geocortex Maintenance			5,500	6,000
IT - MS Software Assurance			35,000	35,000
IT - NetApp SAN and Backup Device			15,000	20,000
IT - Neurilink Clevertouch Extended Warranty			2,500	3,000
IT - Pitney Bowes Maint			1,000	1,000
IT - Solarwinds Maintenance			15,000	15,000
IT - Varonis Maintenance Support			20,000	25,000
IT - VMWare Support and Maintenance			15,500	16,000
PL - Metro Transportation: StreetSaver Support & Maintenance			4,000	4,500
ROW - PAECETrak Maintenance			50,000	50,000
SUR - Trimble Priority Support			7,000	7,500
TE - PTV VISSIM Annual Maintenance			8,000	8,500
TE - VISIX AXIS-TV Software Maintenance			5,500	6,000
<b>Total 00492.1155.01. Maint / Repair - Equip</b>	<b>461,984</b>	<b>505,400</b>	<b>679,500</b>	<b>731,500</b>
00495.1155.01. Discretionary Account For Mgrs				
00495 - Discretionary Account For Mgrs	878	1,300	1,000	1,000
<b>Total 00495.1155.01. Discretionary Account For Mgrs</b>	<b>878</b>	<b>1,300</b>	<b>1,000</b>	<b>1,000</b>
00640.1155.01. Office Machines				

**1155 - Information Technology**

Budget Report

For Fiscal Years 2022 and 2023

Total FTE's - 17

Account	FY20 Actuals	FY21 Budget	FY22 Budget	FY23 Budget
00640 - Office Machines	147,214	232,700		
Auditorium Upgrade			50,000	
Network Switch Replacements			24,000	20,000
UPS Replacements			30,000	35,000
<b>Total 00640.1155.01. Office Machines</b>	<b>147,214</b>	<b>232,700</b>	<b>104,000</b>	<b>55,000</b>
00705.1155.01. Professional Services				
00705 - Professional Services	259,639	186,600		
Blue Prism Professional Services			70,000	70,000
Cisco FirePOWER Consulting Services			5,000	5,500
Cisco UCS Services			3,500	4,000
Consulting/Report Writing Professional Services			15,000	15,000
CWOM Prof Services			15,000	15,500
F5 Professional Services			10,000	10,000
GIS - Ortho Flight			35,000	
GIS Development			10,000	10,000
Involta Co-location Hosting			60,000	60,000
MCCi Professional Services			20,000	20,000
Microsoft Professional Services			7,500	7,500
Milton Security Professional Services			15,000	15,000
Mobile Solutions (cell phone mgmt)			12,000	12,000
Neurilink Professional Service			7,000	7,500
Plextrac Professional Services			5,000	5,000
Right Systems Professional Services			7,000	7,500
Security Professional Services			35,000	40,000
T&S Desk Phone Professional Services			2,500	3,000
Varonis Professional Services			7,000	7,500
Web Development Services			25,000	30,000
<b>Total 00705.1155.01. Professional Services</b>	<b>259,639</b>	<b>186,600</b>	<b>366,500</b>	<b>345,000</b>
Total Information Technology Other Expenses	1,879,209	3,548,200	3,021,200	2,578,800
<b>Total Information Technology Expenditures</b>	<b>3,511,419</b>	<b>5,270,100</b>	<b>4,912,500</b>	<b>4,583,000</b>



**1160 - Legal**

Budget Report

For Fiscal Years 2022 and 2023

Total FTE's - 4

Account	FY20 Actuals	FY21 Budget	FY22 Budget	FY23 Budget
Legal Salaries & Benefits				
00100.1160.01. Legal Wages				
00100 - Legal Wages	454,031	453,000	485,000	634,000
<b>Total 00100.1160.01. Legal Wages</b>	<b>454,031</b>	<b>453,000</b>	<b>485,000</b>	<b>634,000</b>
00110.1160.01. FICA Taxes				
00110 - FICA Taxes	31,645	34,600	37,000	48,400
<b>Total 00110.1160.01. FICA Taxes</b>	<b>31,645</b>	<b>34,600</b>	<b>37,000</b>	<b>48,400</b>
00120.1160.01. State Retirement				
00120 - State Retirement	54,283	54,100	57,600	75,600
<b>Total 00120.1160.01. State Retirement</b>	<b>54,283</b>	<b>54,100</b>	<b>57,600</b>	<b>75,600</b>
00130.1160.01. Insurances				
00130 - Insurances	85,016	89,000	96,900	133,400
<b>Total 00130.1160.01. Insurances</b>	<b>85,016</b>	<b>89,000</b>	<b>96,900</b>	<b>133,400</b>
00140.1160.01. Worker's Compensation				
00140 - Worker's Compensation	483	500	800	1,000
<b>Total 00140.1160.01. Worker's Compensation</b>	<b>483</b>	<b>500</b>	<b>800</b>	<b>1,000</b>
Total Legal Salaries & Benefits	625,458	631,200	677,300	892,400
Legal Other Expenses				
00240.1160.01. Books, Dues, Subscriptions				
00240 - Books, Dues, Subscriptions	18,849	16,000	16,000	16,000
<b>Total 00240.1160.01. Books, Dues, Subscriptions</b>	<b>18,849</b>	<b>16,000</b>	<b>16,000</b>	<b>16,000</b>
00261.1160.01. Supplies - Office				
00261 - Supplies - Office	39	500	500	500
<b>Total 00261.1160.01. Supplies - Office</b>	<b>39</b>	<b>500</b>	<b>500</b>	<b>500</b>
00265.1160.01. Supplies - Clothing				
00265 - Supplies - Clothing		200	200	200
<b>Total 00265.1160.01. Supplies - Clothing</b>		<b>200</b>	<b>200</b>	<b>200</b>
00300.1160.01. Travel and Meetings				
00300 - Travel and Meetings	87	5,000	5,000	5,000
<b>Total 00300.1160.01. Travel and Meetings</b>	<b>87</b>	<b>5,000</b>	<b>5,000</b>	<b>5,000</b>
00320.1160.01. Employee Training				
00320 - Employee Training	1,088	5,000	5,000	5,000
<b>Total 00320.1160.01. Employee Training</b>	<b>1,088</b>	<b>5,000</b>	<b>5,000</b>	<b>5,000</b>

**1160 - Legal**  
 Budget Report  
 For Fiscal Years 2022 and 2023  
 Total FTE's - 4

Account	FY20 Actuals	FY21 Budget	FY22 Budget	FY23 Budget
00460.1160.01. Miscellaneous Expense				
00460 - Miscellaneous Expense		500	500	500
<b>Total 00460.1160.01. Miscellaneous Expense</b>		500	500	500
00495.1160.01. Discretionary Account For Mgrs				
00495 - Discretionary Account For Mgrs	1,974	5,000	5,000	5,000
<b>Total 00495.1160.01. Discretionary Account For Mgrs</b>	1,974	5,000	5,000	5,000
00705.1160.01. Professional Services				
00705 - Professional Services	60,991	238,000		
Misc. Professional Services			50,000	50,000
<b>Total 00705.1160.01. Professional Services</b>	60,991	238,000	50,000	50,000
00706.1160.01. Legal Fees				
00706 - Legal Fees	236,827	250,000	350,000	250,000
<b>Total 00706.1160.01. Legal Fees</b>	236,827	250,000	350,000	250,000
Total Legal Other Expenses	319,856	520,200	432,200	332,200
<b>Total Legal Expenditures</b>	<b>945,314</b>	<b>1,151,400</b>	<b>1,109,500</b>	<b>1,224,600</b>

DRAFT BUDGET 08042021

**1200 - Human Resources**

Budget Report

For Fiscal Years 2022 and 2023

Total FTE's - 6

Account	FY20 Actuals	FY21 Budget	FY22 Budget	FY23 Budget
Human Resources Salaries & Benefits				
00100.1200.01. Human Resources Wages				
00100 - Human Resources Wages	475,303	479,000	524,000	641,000
<b>Total 00100.1200.01. Human Resources Wages</b>	<b>475,303</b>	<b>479,000</b>	<b>524,000</b>	<b>641,000</b>
00110.1200.01. FICA Taxes				
00110 - FICA Taxes	34,208	36,700	40,000	49,000
<b>Total 00110.1200.01. FICA Taxes</b>	<b>34,208</b>	<b>36,700</b>	<b>40,000</b>	<b>49,000</b>
00120.1200.01. State Retirement				
00120 - State Retirement	55,770	57,300	62,800	76,500
<b>Total 00120.1200.01. State Retirement</b>	<b>55,770</b>	<b>57,300</b>	<b>62,800</b>	<b>76,500</b>
00130.1200.01. Insurances				
00130 - Insurances	116,604	120,000	131,500	169,800
<b>Total 00130.1200.01. Insurances</b>	<b>116,604</b>	<b>120,000</b>	<b>131,500</b>	<b>169,800</b>
00140.1200.01. Worker's Compensation				
00140 - Worker's Compensation	2,968	3,000	5,700	7,500
<b>Total 00140.1200.01. Worker's Compensation</b>	<b>2,968</b>	<b>3,000</b>	<b>5,700</b>	<b>7,500</b>
00160.1200.01. Temporaries				
00160 - Temporaries	6,730		23,000	23,000
<b>Total 00160.1200.01. Temporaries</b>	<b>6,730</b>		<b>23,000</b>	<b>23,000</b>
00170.1200.01. Overtime Pay				
00170 - Overtime Pay		500	500	500
<b>Total 00170.1200.01. Overtime Pay</b>		<b>500</b>	<b>500</b>	<b>500</b>
<b>Total Human Resources Salaries &amp; Benefits</b>	<b>691,584</b>	<b>696,500</b>	<b>787,500</b>	<b>967,300</b>
Human Resources Other Expenses				
00210.1200.01. Printing				
00210 - Printing	845	3,600	500	500
<b>Total 00210.1200.01. Printing</b>	<b>845</b>	<b>3,600</b>	<b>500</b>	<b>500</b>
00230.1200.01. Advertising				
00230 - Advertising	113,130	152,000	150,000	150,000
<b>Total 00230.1200.01. Advertising</b>	<b>113,130</b>	<b>152,000</b>	<b>150,000</b>	<b>150,000</b>
00240.1200.01. Books, Dues, Subscriptions				
00240 - Books, Dues, Subscriptions	1,981	2,500		
Employment Law Letter			500	500

**1200 - Human Resources**

Budget Report

For Fiscal Years 2022 and 2023

Total FTE's - 6

Account	FY20 Actuals	FY21 Budget	FY22 Budget	FY23 Budget
HRATV Membership (4)			800	800
Miscellaneous			500	500
SHRM Membership (4)			700	700
<b>Total 00240.1200.01. Books, Dues, Subscriptions</b>	1,981	2,500	2,500	2,500
00261.1200.01. Supplies - Office				
00261 - Supplies - Office	912	1,500		
Miscellaneous Office Supplies			500	500
Training Support Items			1,000	1,000
<b>Total 00261.1200.01. Supplies - Office</b>	912	1,500	1,500	1,500
00265.1200.01. Supplies - Clothing				
00265 - Supplies - Clothing	124	700	700	700
<b>Total 00265.1200.01. Supplies - Clothing</b>	124	700	700	700
00300.1200.01. Travel and Meetings				
00300 - Travel and Meetings	954			
Training			2,000	2,000
Travel Expenses for Applicants			1,500	1,500
<b>Total 00300.1200.01. Travel and Meetings</b>	954		3,500	3,500
00320.1200.01. Employee Training				
00320 - Employee Training	7,369	7,000		
Conferences and Seminars			10,000	10,000
Tuition Reimbursement			7,000	7,000
<b>Total 00320.1200.01. Employee Training</b>	7,369	7,000	17,000	17,000
00330.1200.01. Safety and First Aid				
00330 - Safety and First Aid	23,822	36,000		
Air St. Luke's Membership			21,000	21,000
CPR and 1st Aid Supplies			5,000	5,000
Hearing Tests			1,500	1,500
Safety Glasses			1,000	1,000
Safety Incentive Program			10,000	10,000
Safety Training Supplies			2,000	2,000
<b>Total 00330.1200.01. Safety and First Aid</b>	23,822	36,000	40,500	40,500
00351.1200.01. Awards / Incentives				
00351 - Awards / Incentives	21,847	26,800		
Career Retention			161,000	221,000

**1200 - Human Resources**

Budget Report

For Fiscal Years 2022 and 2023

Total FTE's - 6

Account	FY20 Actuals	FY21 Budget	FY22 Budget	FY23 Budget
Employee Recognition (Incentive, Quarterly Award, etc)			7,000	7,000
Employee Retirement (10 projected)			7,000	7,000
Innovation / R & D			5,000	5,000
Service Award			8,600	9,700
<b>Total 00351.1200.01. Awards / Incentives</b>	21,847	26,800	188,600	249,700
00460.1200.01. Miscellaneous Expense				
00460 - Miscellaneous Expense	477	4,000		
Kids Day			4,600	4,600
Wellness Expense			3,000	3,000
<b>Total 00460.1200.01. Miscellaneous Expense</b>	477	4,000	7,600	7,600
00495.1200.01. Discretionary Account For Mgrs				
00495 - Discretionary Account For Mgrs	1,753	2,500		
Leadership ACHD			1,000	1,000
Miscellaneous			500	500
Moving Expenses for Applicants			2,500	2,500
Onboarding			1,000	1,000
<b>Total 00495.1200.01. Discretionary Account For Mgrs</b>	1,753	2,500	5,000	5,000
00705.1200.01. Professional Services				
00705 - Professional Services	100,063	157,000		
Applicant Background Check			1,000	1,000
Benefit Administration			32,500	32,500
COBRA Administration			5,000	5,000
Deferred Comp			2,500	2,500
District wide Training (Compliance, etc)			15,000	15,000
DOT Clearinghouse			500	500
Drug Testing Program			18,000	18,000
Employee Wellness Program			50,000	50,000
Flexible Benefits			5,000	5,000
HR Consulting / Misc Consulting			10,000	10,000
Leadership / Customer Service Training			8,000	8,000
Leadership ACHD			1,000	1,000
Salary Survey			10,000	10,000
<b>Total 00705.1200.01. Professional Services</b>	100,063	157,000	158,500	158,500
<b>Total Human Resources Other Expenses</b>	273,276	393,600	575,900	637,000

**1200 - Human Resources**

Budget Report

For Fiscal Years 2022 and 2023

Total FTE's - 6

Account	FY20 Actuals	FY21 Budget	FY22 Budget	FY23 Budget
Total Human Resources Expenditures	964,860	1,090,100	1,363,400	1,604,300

DRAFT BUDGET 08042021

**1400 - Communications**

Budget Report

For Fiscal Years 2022 and 2023

Total FTE's - 7 (FY22 - Communications Specialist - Project Team)

Account	FY20 Actuals	FY21 Budget	FY22 Budget	FY23 Budget
Communications Salaries & Benefits				
00100.1400.01. Communications Wages				
00100 - Communications Wages	363,558	378,000	483,000	511,000
<b>Total 00100.1400.01. Communications Wages</b>	<b>363,558</b>	<b>378,000</b>	<b>483,000</b>	<b>511,000</b>
00110.1400.01. FICA Taxes				
00110 - FICA Taxes	26,925	28,800	36,900	39,200
<b>Total 00110.1400.01. FICA Taxes</b>	<b>26,925</b>	<b>28,800</b>	<b>36,900</b>	<b>39,200</b>
00120.1400.01. State Retirement				
00120 - State Retirement	43,410	45,100	57,800	61,000
<b>Total 00120.1400.01. State Retirement</b>	<b>43,410</b>	<b>45,100</b>	<b>57,800</b>	<b>61,000</b>
00130.1400.01. Insurances				
00130 - Insurances	104,627	105,700	135,200	147,000
<b>Total 00130.1400.01. Insurances</b>	<b>104,627</b>	<b>105,700</b>	<b>135,200</b>	<b>147,000</b>
00140.1400.01. Worker's Compensation				
00140 - Worker's Compensation	3,300	3,000	7,700	8,300
<b>Total 00140.1400.01. Worker's Compensation</b>	<b>3,300</b>	<b>3,000</b>	<b>7,700</b>	<b>8,300</b>
00160.1400.01. Temporaries				
00160 - Temporaries	3,608	23,000		
Student Intern			23,000	23,000
<b>Total 00160.1400.01. Temporaries</b>	<b>3,608</b>	<b>23,000</b>	<b>23,000</b>	<b>23,000</b>
00170.1400.01. Overtime Pay				
00170 - Overtime Pay	25	500	500	500
<b>Total 00170.1400.01. Overtime Pay</b>	<b>25</b>	<b>500</b>	<b>500</b>	<b>500</b>
<b>Total Communications Salaries &amp; Benefits</b>	<b>545,452</b>	<b>584,100</b>	<b>744,100</b>	<b>790,000</b>
Communications Other Expenses				
00200.1400.01. Postage				
00200 - Postage	42,000	42,000	60,000	60,000
<b>Total 00200.1400.01. Postage</b>	<b>42,000</b>	<b>42,000</b>	<b>60,000</b>	<b>60,000</b>
00210.1400.01. Printing				
00210 - Printing	40,474	79,000	75,000	75,000
<b>Total 00210.1400.01. Printing</b>	<b>40,474</b>	<b>79,000</b>	<b>75,000</b>	<b>75,000</b>
00230.1400.01. Advertising				
00230 - Advertising	16,152	15,000	30,000	30,000

**1400 - Communications**

Budget Report

For Fiscal Years 2022 and 2023

Total FTE's - 7 (FY22 - Communications Specialist - Project Team)

Account	FY20 Actuals	FY21 Budget	FY22 Budget	FY23 Budget
<b>Total 00230.1400.01. Advertising</b>	16,152	15,000	30,000	30,000
00240.1400.01. Books, Dues, Subscriptions				
00240 - Books, Dues, Subscriptions	4,405	4,100	13,000	13,000
<b>Total 00240.1400.01. Books, Dues, Subscriptions</b>	4,405	4,100	13,000	13,000
00251.1400.01. Business Assistance				
00251 - Business Assistance		1,000	1,000	1,000
<b>Total 00251.1400.01. Business Assistance</b>		1,000	1,000	1,000
00261.1400.01. Supplies - Office				
00261 - Supplies - Office	431	6,000	1,000	1,000
<b>Total 00261.1400.01. Supplies - Office</b>	431	6,000	1,000	1,000
00265.1400.01. Supplies - Clothing				
00265 - Supplies - Clothing		200	600	600
<b>Total 00265.1400.01. Supplies - Clothing</b>		200	600	600
00291.1400.01. Leases and Rentals				
00291 - Leases and Rentals	2,119	1,000	4,200	4,200
<b>Total 00291.1400.01. Leases and Rentals</b>	2,119	1,000	4,200	4,200
00300.1400.01. Travel and Meetings				
00300 - Travel and Meetings	934	400	4,000	4,000
<b>Total 00300.1400.01. Travel and Meetings</b>	934	400	4,000	4,000
00320.1400.01. Employee Training				
00320 - Employee Training	884	2,500	6,000	6,000
<b>Total 00320.1400.01. Employee Training</b>	884	2,500	6,000	6,000
00495.1400.01. Discretionary Account For Mgrs				
00495 - Discretionary Account For Mgrs	352	500	1,400	1,400
<b>Total 00495.1400.01. Discretionary Account For Mgrs</b>	352	500	1,400	1,400
00705.1400.01. Professional Services				
00705 - Professional Services	9,405	70,000		
Misc. Prof Svcs - Arial Photos, PIM information, etc			30,000	30,000
<b>Total 00705.1400.01. Professional Services</b>	9,405	70,000	30,000	30,000
Total Communications Other Expenses	117,157	221,700	226,200	226,200
<b>Total Communications Expenditures</b>	662,609	805,800	970,300	1,016,200



**7000 - Commuteride**

Budget Report

For Fiscal Years 2022 and 2023

Total FTE's - 8

Account	FY20 Actuals	FY21 Budget	FY22 Budget	FY23 Budget
Commuteride Salaries & Benefits				
00100.7000. . Commuteride Wages				
00100 - Commuteride Wages	395,608	424,000	458,000	484,000
<b>Total 00100.7000. . Commuteride Wages</b>	<b>395,608</b>	<b>424,000</b>	<b>458,000</b>	<b>484,000</b>
00110.7000. . FICA Taxes				
00110 - FICA Taxes	27,745	32,400	35,200	37,000
<b>Total 00110.7000. . FICA Taxes</b>	<b>27,745</b>	<b>32,400</b>	<b>35,200</b>	<b>37,000</b>
00120.7000. . State Retirement				
00120 - State Retirement	45,200	50,600	54,700	57,600
<b>Total 00120.7000. . State Retirement</b>	<b>45,200</b>	<b>50,600</b>	<b>54,700</b>	<b>57,600</b>
00130.7000. . Insurances				
00130 - Insurances	134,286	151,400	153,100	164,100
<b>Total 00130.7000. . Insurances</b>	<b>134,286</b>	<b>151,400</b>	<b>153,100</b>	<b>164,100</b>
00140.7000. . Worker's Compensation				
00140 - Worker's Compensation	2,143	3,000	6,900	7,200
<b>Total 00140.7000. . Worker's Compensation</b>	<b>2,143</b>	<b>3,000</b>	<b>6,900</b>	<b>7,200</b>
00160.7000. . Temporaries				
00160 - Temporaries		5,000	5,000	5,000
<b>Total 00160.7000. . Temporaries</b>		<b>5,000</b>	<b>5,000</b>	<b>5,000</b>
00170.7000. . Overtime Pay				
00170 - Overtime Pay	1,012	3,000	1,500	1,500
<b>Total 00170.7000. . Overtime Pay</b>	<b>1,012</b>	<b>3,000</b>	<b>1,500</b>	<b>1,500</b>
<b>Total Commuteride Salaries &amp; Benefits</b>	<b>605,995</b>	<b>669,400</b>	<b>714,400</b>	<b>756,400</b>
Commuteride Other Expenses				
00200.7000. . Postage				
00200 - Postage	805	1,200	1,200	1,200
<b>Total 00200.7000. . Postage</b>	<b>805</b>	<b>1,200</b>	<b>1,200</b>	<b>1,200</b>
00210.7000. . Printing				
00210 - Printing	3,351	3,300		
Administrative			800	800
Collateral			2,400	2,400
TDM Strategies			300	300
<b>Total 00210.7000. . Printing</b>	<b>3,351</b>	<b>3,300</b>	<b>3,500</b>	<b>3,500</b>

**7000 - Commuteride**

Budget Report

For Fiscal Years 2022 and 2023

Total FTE's - 8

Account	FY20 Actuals	FY21 Budget	FY22 Budget	FY23 Budget
00226.7000. . Utilities - Telephone				
00226 - Utilities - Telephone	(48)	600	8,000	8,000
<b>Total 00226.7000. . Utilities - Telephone</b>	<b>(48)</b>	<b>600</b>	<b>8,000</b>	<b>8,000</b>
00230.7000. . Advertising				
00230 - Advertising	(3,498)	30,000		
Paid Media			30,000	40,000
Sponsorships			5,000	5,000
<b>Total 00230.7000. . Advertising</b>	<b>(3,498)</b>	<b>30,000</b>	<b>35,000</b>	<b>45,000</b>
00240.7000. . Books, Dues, & Subscriptions				
00240 - Books, Dues, & Subscriptions	4,611	5,900		
Books/Materials			1,000	1,000
Memberships			6,000	6,000
<b>Total 00240.7000. . Books, Dues, &amp; Subscriptions</b>	<b>4,611</b>	<b>5,900</b>	<b>7,000</b>	<b>7,000</b>
00261.7000. . Supplies - Office				
00261 - Supplies - Office	1,972	3,500	3,500	3,500
<b>Total 00261.7000. . Supplies - Office</b>	<b>1,972</b>	<b>3,500</b>	<b>3,500</b>	<b>3,500</b>
00270.7000. . Supplies - Computers				
00270 - Supplies - Computers		4,300	3,000	3,000
<b>Total 00270.7000. . Supplies - Computers</b>		<b>4,300</b>	<b>3,000</b>	<b>3,000</b>
00291.7000. . Leases and Rentals				
00291 - Leases and Rentals	2,700	5,000		
Events			6,000	6,000
Park/Ride Facilities			2,000	4,000
<b>Total 00291.7000. . Leases and Rentals</b>	<b>2,700</b>	<b>5,000</b>	<b>8,000</b>	<b>10,000</b>
00300.7000. . Travel and Meetings				
00300 - Travel and Meetings	2,810	5,500		
Driver Training Meetings			1,000	1,000
Events			10,000	12,000
Staff Training			8,000	8,000
<b>Total 00300.7000. . Travel and Meetings</b>	<b>2,810</b>	<b>5,500</b>	<b>19,000</b>	<b>21,000</b>
00320.7000. . Employee Training				
00320 - Employee Training	861	2,000	5,500	5,500
<b>Total 00320.7000. . Employee Training</b>	<b>861</b>	<b>2,000</b>	<b>5,500</b>	<b>5,500</b>
00341.7000. . Self-Insurance Claims				

**7000 - Commuteride**

Budget Report

For Fiscal Years 2022 and 2023

Total FTE's - 8

Account	FY20 Actuals	FY21 Budget	FY22 Budget	FY23 Budget
00341 - Self-Insurance Claims	38,464	100,000	100,000	100,000
<b>Total 00341.7000. . Self-Insurance Claims</b>	38,464	100,000	100,000	100,000
00351.7000. . Incentives				
00351 - Incentives	21,466	18,000		
BEST Program			5,000	5,000
Campaign Incentives			18,000	18,000
Rider Recruitment			3,000	3,000
<b>Total 00351.7000. . Incentives</b>	21,466	18,000	26,000	26,000
00355.7000. . Vanpool Incentives				
00355 - Vanpool Incentives	16,068	35,000		
Driver Incentives			25,000	25,000
Rider Incentives			10,000	10,000
<b>Total 00355.7000. . Vanpool Incentives</b>	16,068	35,000	35,000	35,000
00460.7000. . Miscellaneous Expense				
00460 - Miscellaneous Expense	5,123	2,000		
Unassigned Van Supplies			2,000	2,000
<b>Total 00460.7000. . Miscellaneous Expense</b>	5,123	2,000	2,000	2,000
00461.7000. . Bankcard Charges				
00461 - Bankcard Charges	26,898	30,000	30,000	30,000
<b>Total 00461.7000. . Bankcard Charges</b>	26,898	30,000	30,000	30,000
00492.7000. . Maintenance / Repair - Equipment				
00492 - Maintenance / Repair - Equipment	52,101	60,200		
GPS Telematics Service			35,700	35,700
Rideshare Platform			24,500	24,500
<b>Total 00492.7000. . Maintenance / Repair - Equipment</b>	52,101	60,200	60,200	60,200
00493.7000. . Maintenance/Repair - Grounds				
00493 - Maintenance/Repair - Grounds		13,500	3,000	3,000
<b>Total 00493.7000. . Maintenance/Repair - Grounds</b>		13,500	3,000	3,000
00495.7000. . Discretionary Account for Mgrs				
00495 - Discretionary Account for Mgrs	457	700	400	400
<b>Total 00495.7000. . Discretionary Account for Mgrs</b>	457	700	400	400
00496.7000. . Mobility Grant Expense				
00496 - Mobility Grant Expense		20,000	45,000	3,000

**7000 - Commuteride**

Budget Report

For Fiscal Years 2022 and 2023

Total FTE's - 8

Account	FY20 Actuals	FY21 Budget	FY22 Budget	FY23 Budget
<b>Total 00496.7000. . Mobility Grant Expense</b>		20,000	45,000	3,000
00544.7000. . Van Fuel Expense				
00544 - Van Fuel Expense	202,031	220,000	270,000	300,000
<b>Total 00544.7000. . Van Fuel Expense</b>	202,031	220,000	270,000	300,000
00670.7000. . Mobile Equipment				
00670 - Mobile Equipment	512,625	429,300	450,000	450,000
<b>Total 00670.7000. . Mobile Equipment</b>	512,625	429,300	450,000	450,000
00680.7000. . Depreciation Expense				
00680 - Depreciation Expense	532,433	600,000	600,000	600,000
<b>Total 00680.7000. . Depreciation Expense</b>	532,433	600,000	600,000	600,000
00705.7000. . Professional Services				
00705 - Professional Services	165,139	77,000		
Marketing			45,000	55,000
MiM Speaker			5,000	5,000
TDM Strategies			25,000	25,000
<b>Total 00705.7000. . Professional Services</b>	165,139	77,000	75,000	85,000
00740.7000. . Van Repair Expense				
00740 - Van Repair Expense	85,276	110,000	100,000	100,000
<b>Total 00740.7000. . Van Repair Expense</b>	85,276	110,000	100,000	100,000
00770.7000. . Van Operating Expense				
00770 - Van Operating Expense	32,895	33,000	40,000	40,000
<b>Total 00770.7000. . Van Operating Expense</b>	32,895	33,000	40,000	40,000
00999.7000. . Van Replacement Fund				
00999 - Van Replacement Fund		237,200		
<b>Total 00999.7000. . Van Replacement Fund</b>		237,200		
Total Commuteride Other Expenses	1,704,539	2,047,200	1,930,300	1,942,300
<b>Total Commuteride Expenditures</b>	<b>2,310,534</b>	<b>2,716,600</b>	<b>2,644,700</b>	<b>2,698,700</b>

**1170 - P & P Management**

Budget Report

For Fiscal Years 2022 and 2023

Total FTE's - 2

Account	FY20 Actuals	FY21 Budget	FY22 Budget	FY23 Budget
P & P Management Salaries & Benefits				
00100.1170.02. P&P - Administration Wages				
00100 - P&P - Administration Wages	177,661	178,000	202,000	213,000
<b>Total 00100.1170.02. P&amp;P - Administration Wages</b>	<b>177,661</b>	<b>178,000</b>	<b>202,000</b>	<b>213,000</b>
00110.1170.02. FICA Taxes				
00110 - FICA Taxes	13,155	13,600	15,400	16,300
<b>Total 00110.1170.02. FICA Taxes</b>	<b>13,155</b>	<b>13,600</b>	<b>15,400</b>	<b>16,300</b>
00120.1170.02. State Retirement				
00120 - State Retirement	21,540	21,200	24,200	25,500
<b>Total 00120.1170.02. State Retirement</b>	<b>21,540</b>	<b>21,200</b>	<b>24,200</b>	<b>25,500</b>
00130.1170.02. Insurances				
00130 - Insurances	45,749	45,000	52,600	57,400
<b>Total 00130.1170.02. Insurances</b>	<b>45,749</b>	<b>45,000</b>	<b>52,600</b>	<b>57,400</b>
00140.1170.02. Worker's Compensation				
00140 - Worker's Compensation	1,237	2,000	2,500	2,600
<b>Total 00140.1170.02. Worker's Compensation</b>	<b>1,237</b>	<b>2,000</b>	<b>2,500</b>	<b>2,600</b>
Total P & P Management Salaries & Benefits	259,342	259,800	296,700	314,800
P & P Management Other Expenses				
00210.1170.02. Printing				
00210 - Printing	379	600	600	600
<b>Total 00210.1170.02. Printing</b>	<b>379</b>	<b>600</b>	<b>600</b>	<b>600</b>
00240.1170.02. Books, Dues, Subscriptions				
00240 - Books, Dues, Subscriptions	300	800	800	800
<b>Total 00240.1170.02. Books, Dues, Subscriptions</b>	<b>300</b>	<b>800</b>	<b>800</b>	<b>800</b>
00261.1170.02. Supplies - Office				
00261 - Supplies - Office	310	500	500	500
<b>Total 00261.1170.02. Supplies - Office</b>	<b>310</b>	<b>500</b>	<b>500</b>	<b>500</b>
00265.1170.02. Supplies - Clothing				
00265 - Supplies - Clothing		200	200	200
<b>Total 00265.1170.02. Supplies - Clothing</b>		<b>200</b>	<b>200</b>	<b>200</b>
00291.1170.02. Leases and Rentals				
00291 - Leases and Rentals	486	300	300	300
<b>Total 00291.1170.02. Leases and Rentals</b>	<b>486</b>	<b>300</b>	<b>300</b>	<b>300</b>

**1170 - P & P Management**

Budget Report

For Fiscal Years 2022 and 2023

Total FTE's - 2

Account	FY20 Actuals	FY21 Budget	FY22 Budget	FY23 Budget
00300.1170.02. Travel and Meetings				
00300 - Travel and Meetings	17	1,200	1,200	1,200
<b>Total 00300.1170.02. Travel and Meetings</b>	17	1,200	1,200	1,200
00320.1170.02. Employee Training				
00320 - Employee Training	1,500	2,000	2,000	2,000
<b>Total 00320.1170.02. Employee Training</b>	1,500	2,000	2,000	2,000
00495.1170.02. Discretionary Account For Mgrs				
00495 - Discretionary Account For Mgrs	1,661	1,700	1,100	1,100
<b>Total 00495.1170.02. Discretionary Account For Mgrs</b>	1,661	1,700	1,100	1,100
00705.1170.02. Professional Services				
00705 - Professional Services		2,500	2,500	2,500
<b>Total 00705.1170.02. Professional Services</b>		2,500	2,500	2,500
Total P & P Management Other Expenses	4,653	9,800	9,200	9,200
<b>Total P &amp; P Management Expenditures</b>	263,995	269,600	305,900	324,000

DRAFT BUDGET 08/24/2021

**1180 - P & P Planning**

Budget Report

For Fiscal Years 2022 and 2023

Total FTE's - 8

Account	FY20 Actuals	FY21 Budget	FY22 Budget	FY23 Budget
P & P Planning Salaries & Benefits				
00100.1180.02. P&P - Planning Wages				
00100 - P&P - Planning Wages	592,306	593,000	677,000	714,000
<b>Total 00100.1180.02. P&amp;P - Planning Wages</b>	<b>592,306</b>	<b>593,000</b>	<b>677,000</b>	<b>714,000</b>
00110.1180.02. FICA Taxes				
00110 - FICA Taxes	43,050	45,400	51,700	54,800
<b>Total 00110.1180.02. FICA Taxes</b>	<b>43,050</b>	<b>45,400</b>	<b>51,700</b>	<b>54,800</b>
00120.1180.02. State Retirement				
00120 - State Retirement	70,807	70,800	80,800	85,200
<b>Total 00120.1180.02. State Retirement</b>	<b>70,807</b>	<b>70,800</b>	<b>80,800</b>	<b>85,200</b>
00130.1180.02. Insurances				
00130 - Insurances	146,742	146,400	182,100	198,500
<b>Total 00130.1180.02. Insurances</b>	<b>146,742</b>	<b>146,400</b>	<b>182,100</b>	<b>198,500</b>
00140.1180.02. Worker's Compensation				
00140 - Worker's Compensation	5,456	4,000	11,600	12,200
<b>Total 00140.1180.02. Worker's Compensation</b>	<b>5,456</b>	<b>4,000</b>	<b>11,600</b>	<b>12,200</b>
00160.1180.02. Temporaries				
00160 - Temporaries	25,395	31,000		
Student Intern #1 - 34wks x 20hr/wk & 18wks x 40hr/wk			20,500	20,500
Student Intern #2 - 18wks x 40hr/wk			10,500	10,500
<b>Total 00160.1180.02. Temporaries</b>	<b>25,395</b>	<b>31,000</b>	<b>31,000</b>	<b>31,000</b>
00170.1180.02. Overtime Pay				
00170 - Overtime Pay		1,000	1,000	1,000
<b>Total 00170.1180.02. Overtime Pay</b>		<b>1,000</b>	<b>1,000</b>	<b>1,000</b>
<b>Total P &amp; P Planning Salaries &amp; Benefits</b>	<b>883,756</b>	<b>891,600</b>	<b>1,035,200</b>	<b>1,096,700</b>
P & P Planning Other Expenses				
00210.1180.02. Printing				
00210 - Printing	89	500	10,000	
<b>Total 00210.1180.02. Printing</b>	<b>89</b>	<b>500</b>	<b>10,000</b>	
00240.1180.02. Books, Dues, Subscriptions				
00240 - Books, Dues, Subscriptions	2,545	3,000	3,800	3,800
<b>Total 00240.1180.02. Books, Dues, Subscriptions</b>	<b>2,545</b>	<b>3,000</b>	<b>3,800</b>	<b>3,800</b>
00261.1180.02. Supplies - Office				

**1180 - P & P Planning**

Budget Report

For Fiscal Years 2022 and 2023

Total FTE's - 8

Account	FY20 Actuals	FY21 Budget	FY22 Budget	FY23 Budget
00261 - Supplies - Office	1,137	1,000	1,000	1,000
<b>Total 00261.1180.02. Supplies - Office</b>	<b>1,137</b>	<b>1,000</b>	<b>1,000</b>	<b>1,000</b>
00265.1180.02. Supplies - Clothing				
00265 - Supplies - Clothing	68	500	500	500
<b>Total 00265.1180.02. Supplies - Clothing</b>	<b>68</b>	<b>500</b>	<b>500</b>	<b>500</b>
00300.1180.02. Travel and Meetings				
00300 - Travel and Meetings	2,704	1,500		
APA or Other National Conference (1 EMP/year)			1,800	1,800
Funding/ADA Conference (1 EMP/year)			1,400	1,400
Modeling/Engineering Conference (1 EMP/year)				1,500
Pavement Management Training (1 EMP/year)			1,200	1,200
Regional Planning Conf (2 EMP/year)			1,800	1,800
TRB National Conference (1 EMP/year)			1,700	
<b>Total 00300.1180.02. Travel and Meetings</b>	<b>2,704</b>	<b>1,500</b>	<b>7,900</b>	<b>7,700</b>
00310.1180.02. Auto Mileage				
00310 - Auto Mileage	24	100	100	100
<b>Total 00310.1180.02. Auto Mileage</b>	<b>24</b>	<b>100</b>	<b>100</b>	<b>100</b>
00320.1180.02. Employee Training				
00320 - Employee Training	(305)	4,300		
APA or Other National Conference (1 EMP/year)			800	800
Funding/ADA Conference (1 EMP/year)			700	700
MISC Webinars and Training			800	800
Modeling/Engineering Conference (1 EMP/year)				700
Pavement Management Training (1 EMP/year)			700	700
Regional Planning Conf (2 EMP/year)			1,000	1,000
TRB National Conference (1 EMP/year)			800	
<b>Total 00320.1180.02. Employee Training</b>	<b>(305)</b>	<b>4,300</b>	<b>4,800</b>	<b>4,700</b>
00495.1180.02. Discretionary Account For Mgrs				
00495 - Discretionary Account For Mgrs	160	700	500	500
<b>Total 00495.1180.02. Discretionary Account For Mgrs</b>	<b>160</b>	<b>700</b>	<b>500</b>	<b>500</b>
00705.1180.02. Professional Services				
00705 - Professional Services	407,711	666,600		
Barber Valley Neighborhood Plan			55,000	



**1180 - P & P Planning**

Budget Report

For Fiscal Years 2022 and 2023

Total FTE's - 8

Account	FY20 Actuals	FY21 Budget	FY22 Budget	FY23 Budget
Bike and Ped Safety Initiative			15,000	15,000
Central Bench Neighborhood Plan			55,000	
Collister Sidewalk Concept			100,000	
Early Geotech Evaluation			240,000	240,000
Meridian Downtown Neighborhood Plan				55,000
Mitchell St. Sidewalks Outreach				50,000
Pavement Assessment				190,000
Scoping Support			250,000	250,000
West Bench Neighborhood Plan				55,000
<b>Total 00705.1180.02. Professional Services</b>	407,711	666,600	715,000	855,000
Total P & P Planning Other Expenses	414,133	678,200	743,600	873,300
<b>Total P &amp; P Planning Expenditures</b>	<b>1,297,889</b>	<b>1,569,800</b>	<b>1,778,800</b>	<b>1,970,000</b>

DRAFT BUDGET 2021

**1195 - P & P Projects**

Budget Report

For Fiscal Years 2022 and 2023

Total FTE's - 17 (FY22 - Project Manager / Project Assistant - Project Team)

Account	FY20 Actuals	FY21 Budget	FY22 Budget	FY23 Budget
P & P Projects Salaries & Benefits				
00100.1195.02. P&P - Projects Wages				
00100 - P&P - Projects Wages	997,197	1,029,000	1,232,000	1,302,000
<b>Total 00100.1195.02. P&amp;P - Projects Wages</b>	<b>997,197</b>	<b>1,029,000</b>	<b>1,232,000</b>	<b>1,302,000</b>
00110.1195.02. FICA Taxes				
00110 - FICA Taxes	74,104	78,800	94,200	99,500
<b>Total 00110.1195.02. FICA Taxes</b>	<b>74,104</b>	<b>78,800</b>	<b>94,200</b>	<b>99,500</b>
00120.1195.02. State Retirement				
00120 - State Retirement	119,514	122,900	147,100	155,100
<b>Total 00120.1195.02. State Retirement</b>	<b>119,514</b>	<b>122,900</b>	<b>147,100</b>	<b>155,100</b>
00130.1195.02. Insurances				
00130 - Insurances	222,174	218,600	309,000	336,200
<b>Total 00130.1195.02. Insurances</b>	<b>222,174</b>	<b>218,600</b>	<b>309,000</b>	<b>336,200</b>
00140.1195.02. Worker's Compensation				
00140 - Worker's Compensation	9,465	8,000	20,200	21,600
<b>Total 00140.1195.02. Worker's Compensation</b>	<b>9,465</b>	<b>8,000</b>	<b>20,200</b>	<b>21,600</b>
00160.1195.02. Temporaries				
00160 - Temporaries	2,367	6,000		
Student Intern			15,000	15,000
<b>Total 00160.1195.02. Temporaries</b>	<b>2,367</b>	<b>6,000</b>	<b>15,000</b>	<b>15,000</b>
00170.1195.02. Overtime Pay				
00170 - Overtime Pay	158			
<b>Total 00170.1195.02. Overtime Pay</b>	<b>158</b>			
<b>Total P &amp; P Projects Salaries &amp; Benefits</b>	<b>1,424,979</b>	<b>1,463,300</b>	<b>1,817,500</b>	<b>1,929,400</b>
P & P Projects Other Expenses				
00210.1195.02. Printing				
00210 - Printing	357			
<b>Total 00210.1195.02. Printing</b>	<b>357</b>			
00240.1195.02. Books, Dues, Subscriptions				
00240 - Books, Dues, Subscriptions	823	1,600		
Ada Co Utility Council x2			100	100
ITE Membership x3			900	900
PE License Renewal x3			300	300

**1195 - P & P Projects**

Budget Report

For Fiscal Years 2022 and 2023

Total FTE's - 17 (FY22 - Project Manager / Project Assistant - Project Team)

Account	FY20 Actuals	FY21 Budget	FY22 Budget	FY23 Budget
WTS Membership x3			300	300
<b>Total 00240.1195.02. Books, Dues, Subscriptions</b>	823	1,600	1,600	1,600
00261.1195.02. Supplies - Office				
00261 - Supplies - Office	325	1,500	1,500	1,500
<b>Total 00261.1195.02. Supplies - Office</b>	325	1,500	1,500	1,500
00265.1195.02. Supplies - Clothing				
00265 - Supplies - Clothing	946	1,000	1,000	1,000
<b>Total 00265.1195.02. Supplies - Clothing</b>	946	1,000	1,000	1,000
00300.1195.02. Travel and Meetings				
00300 - Travel and Meetings	529	400		
Admin Assistant			100	100
ITE Intermountain Section x2			2,000	2,000
NW Utility Conference			500	500
Society of Hispanic Professional Engineers (SHPE) 2 yr rotation			1,000	
UCC Meetings x2			300	300
WTS Int'l Conference			1,000	1,000
WTS Lunch & Learns x2			500	500
<b>Total 00300.1195.02. Travel and Meetings</b>	529	400	5,400	4,400
00310.1195.02. Auto Mileage				
00310 - Auto Mileage	525	100	100	100
<b>Total 00310.1195.02. Auto Mileage</b>	525	100	100	100
00320.1195.02. Employee Training				
00320 - Employee Training	2,721	2,000		
Admin Assistant			500	500
BSU Dealing with Difficult People x2			400	400
BSU Leadership/PM Training x2			2,400	2,400
BSU PMP Prep Course			1,000	1,000
ITE Intermountain Section x2			800	800
NW Utility Conference			300	300
PDH's for Licensed PE's (4)			1,000	1,000
Society of Hispanic Professional Engineers (SHPE) 2yr rotation			1,200	
WTS Int'l Conference			1,000	1,000
<b>Total 00320.1195.02. Employee Training</b>	2,721	2,000	8,600	7,400

**1195 - P & P Projects**

Budget Report

For Fiscal Years 2022 and 2023

Total FTE's - 17 (FY22 - Project Manager / Project Assistant - Project Team)

Account	FY20 Actuals	FY21 Budget	FY22 Budget	FY23 Budget
00495.1195.02. Discretionary Account For Mgrs				
00495 - Discretionary Account For Mgrs	869	1,700	1,400	1,400
<b>Total 00495.1195.02. Discretionary Account For Mgrs</b>	869	1,700	1,400	1,400
Total P & P Projects Other Expenses	7,095	8,300	19,600	17,400
Total P & P Projects Expenditures	1,432,073	1,471,600	1,837,100	1,946,800

DRAFT BUDGET 08042021

**5320 - Right-of-Way**

Budget Report

For Fiscal Years 2022 and 2023

Total FTE's - 10 (FY22 - ROW Agent - Project Team)

Account	FY20 Actuals	FY21 Budget	FY22 Budget	FY23 Budget
Right-of-Way Salaries & Benefits				
00100.5320.02. P&P - Right of Way Wages				
00100 - P&P - Right of Way Wages	492,161	577,000	695,000	733,000
<b>Total 00100.5320.02. P&amp;P - Right of Way Wages</b>	<b>492,161</b>	<b>577,000</b>	<b>695,000</b>	<b>733,000</b>
00110.5320.02. FICA Taxes				
00110 - FICA Taxes	36,254	44,200	53,200	56,300
<b>Total 00110.5320.02. FICA Taxes</b>	<b>36,254</b>	<b>44,200</b>	<b>53,200</b>	<b>56,300</b>
00120.5320.02. State Retirement				
00120 - State Retirement	59,230	68,800	83,100	87,600
<b>Total 00120.5320.02. State Retirement</b>	<b>59,230</b>	<b>68,800</b>	<b>83,100</b>	<b>87,600</b>
00130.5320.02. Insurances				
00130 - Insurances	150,292	164,500	203,700	219,000
<b>Total 00130.5320.02. Insurances</b>	<b>150,292</b>	<b>164,500</b>	<b>203,700</b>	<b>219,000</b>
00140.5320.02. Worker's Compensation				
00140 - Worker's Compensation	4,721	5,000	11,800	12,600
<b>Total 00140.5320.02. Worker's Compensation</b>	<b>4,721</b>	<b>5,000</b>	<b>11,800</b>	<b>12,600</b>
00170.5320.02. Overtime Pay				
00170 - Overtime Pay	2,375	2,000	2,000	2,000
<b>Total 00170.5320.02. Overtime Pay</b>	<b>2,375</b>	<b>2,000</b>	<b>2,000</b>	<b>2,000</b>
Total Right-of-Way Salaries & Benefits	745,033	861,500	1,048,800	1,110,500
Right-of-Way Other Expenses				
00210.5320.02. Printing				
00210 - Printing	268			
<b>Total 00210.5320.02. Printing</b>	<b>268</b>			
00230.5320.02. Advertising				
00230 - Advertising		3,500		
Legal Notices for auctions, rentals, surplus properties			4,000	4,000
<b>Total 00230.5320.02. Advertising</b>		<b>3,500</b>	<b>4,000</b>	<b>4,000</b>
00240.5320.02. Books, Dues, Subscriptions				
00240 - Books, Dues, Subscriptions	13,212	12,200		
Appraisal License			800	800
E & O insurance			2,600	2,600
IRWA Dues			2,400	2,400

**5320 - Right-of-Way**

Budget Report

For Fiscal Years 2022 and 2023

Total FTE's - 10 (FY22 - ROW Agent - Project Team)

Account	FY20 Actuals	FY21 Budget	FY22 Budget	FY23 Budget
MLS Dues			3,200	3,200
NAR, IAR, BRR IMLS, IRWA			2,200	2,200
Real Estate Dues			4,000	4,000
Real Estate Licenses			1,400	1,400
<b>Total 00240.5320.02. Books, Dues, Subscriptions</b>	13,212	12,200	16,600	16,600
00261.5320.02. Supplies - Office				
00261 - Supplies - Office	3,382	3,500	4,500	4,500
<b>Total 00261.5320.02. Supplies - Office</b>	3,382	3,500	4,500	4,500
00265.5320.02. Supplies - Clothing				
00265 - Supplies - Clothing	540	600	800	800
<b>Total 00265.5320.02. Supplies - Clothing</b>	540	600	800	800
00300.5320.02. Travel and Meetings				
00300 - Travel and Meetings	900	400		
In State Travel			800	800
IRWA NATIONAL			1,600	1,600
IRWA SRWA			600	600
RE-Professional Development			1,400	1,400
<b>Total 00300.5320.02. Travel and Meetings</b>	900	400	4,400	4,400
00320.5320.02. Employee Training				
00320 - Employee Training	5,160	8,200		
Appraisal Classes			1,200	1,200
IRWA Classes			6,800	6,800
Real Estate Conintuing Ed			800	800
RE-Professional Development			1,200	1,200
<b>Total 00320.5320.02. Employee Training</b>	5,160	8,200	10,000	10,000
00370.5320.02. Taxes (Irrig & Drainage)				
00370 - Taxes (Irrig & Drainage)		15,000	13,000	13,000
<b>Total 00370.5320.02. Taxes (Irrig &amp; Drainage)</b>		15,000	13,000	13,000
00491.5320.02. Maint/Repair Property Rentals				
00491 - Maint/Repair Property Rentals		20,000	20,000	20,000
<b>Total 00491.5320.02. Maint/Repair Property Rentals</b>		20,000	20,000	20,000
00640.5320.02. Office Machines				
00640 - Office Machines	125,590			

**5320 - Right-of-Way**

Budget Report

For Fiscal Years 2022 and 2023

Total FTE's - 10 (FY22 - ROW Agent - Project Team)

Account	FY20 Actuals	FY21 Budget	FY22 Budget	FY23 Budget
<b>Total 00640.5320.02. Office Machines</b>	125,590			
00701.5320.02. Title Search				
00701 - Title Search	2,750	1,500	1,500	1,500
<b>Total 00701.5320.02. Title Search</b>	2,750	1,500	1,500	1,500
00702.5320.02. Appraisals				
00702 - Appraisals		10,000	10,000	10,000
<b>Total 00702.5320.02. Appraisals</b>		10,000	10,000	10,000
00705.5320.02. Professional Services				
00705 - Professional Services	1,730	7,000		
<b>Total 00705.5320.02. Professional Services</b>	1,730	7,000		
00740.5320.02. Contractual Services				
00740 - Contractual Services			15,000	15,000
<b>Total 00740.5320.02. Contractual Services</b>			15,000	15,000
Total Right-of-Way Other Expenses	153,532	81,900	99,800	99,800
<b>Total Right-of-Way Expenditures</b>	<b>898,565</b>	<b>943,400</b>	<b>1,148,600</b>	<b>1,210,300</b>

DRAFT BUDGET 08042021

**4300 - Maintenance Management**

Budget Report

For Fiscal Years 2022 and 2023

Total FTE's - 9 (FY22 - Facilities Specialist / Sidewalk Inspector)

Account	FY20 Actuals	FY21 Budget	FY22 Budget	FY23 Budget
Maintenance Management Salaries & Benefits				
00100.4300.03. Maintenance - Admin Wages				
00100 - Maintenance - Admin Wages	505,983	489,000	609,000	641,000
<b>Total 00100.4300.03. Maintenance - Admin Wages</b>	<b>505,983</b>	<b>489,000</b>	<b>609,000</b>	<b>641,000</b>
00110.4300.03. FICA Taxes				
00110 - FICA Taxes	37,035	37,400	46,500	49,000
<b>Total 00110.4300.03. FICA Taxes</b>	<b>37,035</b>	<b>37,400</b>	<b>46,500</b>	<b>49,000</b>
00120.4300.03. State Retirement				
00120 - State Retirement	58,987	58,500	72,600	76,600
<b>Total 00120.4300.03. State Retirement</b>	<b>58,987</b>	<b>58,500</b>	<b>72,600</b>	<b>76,600</b>
00130.4300.03. Insurances				
00130 - Insurances	124,438	124,300	191,600	207,500
<b>Total 00130.4300.03. Insurances</b>	<b>124,438</b>	<b>124,300</b>	<b>191,600</b>	<b>207,500</b>
00140.4300.03. Worker's Compensation				
00140 - Worker's Compensation	4,303	4,000	9,600	10,400
<b>Total 00140.4300.03. Worker's Compensation</b>	<b>4,303</b>	<b>4,000</b>	<b>9,600</b>	<b>10,400</b>
00160.4300.03. Temporaries				
00160 - Temporaries		32,000		
<b>Total 00160.4300.03. Temporaries</b>		<b>32,000</b>		
00170.4300.03. Overtime Pay				
00170 - Overtime Pay	1,850	2,000		
Seasonal Overtime			4,000	4,000
Winter Maintenance			3,000	3,000
<b>Total 00170.4300.03. Overtime Pay</b>	<b>1,850</b>	<b>2,000</b>	<b>7,000</b>	<b>7,000</b>
<b>Total Maintenance Management Salaries &amp; Benefits</b>	<b>732,595</b>	<b>747,200</b>	<b>936,300</b>	<b>991,500</b>
Maintenance Management Other Expenses				
00200.4300.03. Postage				
00200 - Postage		6,500	8,600	14,200
<b>Total 00200.4300.03. Postage</b>		<b>6,500</b>	<b>8,600</b>	<b>14,200</b>
00210.4300.03. Printing				
00210 - Printing	1,055	7,000	9,400	15,500
<b>Total 00210.4300.03. Printing</b>	<b>1,055</b>	<b>7,000</b>	<b>9,400</b>	<b>15,500</b>
00222.4300.03. Util Electric & Gas				



**4300 - Maintenance Management**

Budget Report

For Fiscal Years 2022 and 2023

Total FTE's - 9 (FY22 - Facilities Specialist / Sidewalk Inspector)

Account	FY20 Actuals	FY21 Budget	FY22 Budget	FY23 Budget
00222 - Util Electric & Gas	125,344	165,000	145,000	145,000
<b>Total 00222.4300.03. Util Electric &amp; Gas</b>	<b>125,344</b>	<b>165,000</b>	<b>145,000</b>	<b>145,000</b>
00225.4300.03. Util Trash & Sewer				
00225 - Util Trash & Sewer	69,866	75,000	75,000	75,000
<b>Total 00225.4300.03. Util Trash &amp; Sewer</b>	<b>69,866</b>	<b>75,000</b>	<b>75,000</b>	<b>75,000</b>
00226.4300.03. Util Telephone				
00226 - Util Telephone	983	1,000	1,000	1,000
<b>Total 00226.4300.03. Util Telephone</b>	<b>983</b>	<b>1,000</b>	<b>1,000</b>	<b>1,000</b>
00240.4300.03. Books, Dues, Subscriptions				
00240 - Books, Dues, Subscriptions	499	2,000	2,000	2,000
<b>Total 00240.4300.03. Books, Dues, Subscriptions</b>	<b>499</b>	<b>2,000</b>	<b>2,000</b>	<b>2,000</b>
00250.4300.03. Freight				
00250 - Freight	1,651	3,500	3,000	3,000
<b>Total 00250.4300.03. Freight</b>	<b>1,651</b>	<b>3,500</b>	<b>3,000</b>	<b>3,000</b>
00261.4300.03. Supplies - Office				
00261 - Supplies - Office	3,580	63,000		
Office Supplies			30,000	25,000
<b>Total 00261.4300.03. Supplies - Office</b>	<b>3,580</b>	<b>63,000</b>	<b>30,000</b>	<b>25,000</b>
00263.4300.03. Supplies - Shop				
00263 - Supplies - Shop	416	1,000	500	500
<b>Total 00263.4300.03. Supplies - Shop</b>	<b>416</b>	<b>1,000</b>	<b>500</b>	<b>500</b>
00264.4300.03. Supplies - NPDES				
00264 - Supplies - NPDES		500	500	500
<b>Total 00264.4300.03. Supplies - NPDES</b>		<b>500</b>	<b>500</b>	<b>500</b>
00265.4300.03. Supplies - Clothing				
00265 - Supplies - Clothing	684	1,000	2,500	2,500
<b>Total 00265.4300.03. Supplies - Clothing</b>	<b>684</b>	<b>1,000</b>	<b>2,500</b>	<b>2,500</b>
00267.4300.03. Supplies - Small Tools				
00267 - Supplies - Small Tools		2,000	2,000	2,000
<b>Total 00267.4300.03. Supplies - Small Tools</b>		<b>2,000</b>	<b>2,000</b>	<b>2,000</b>
00291.4300.03. Leases and Rentals				
00291 - Leases and Rentals	23,369	2,500	2,500	2,500
<b>Total 00291.4300.03. Leases and Rentals</b>	<b>23,369</b>	<b>2,500</b>	<b>2,500</b>	<b>2,500</b>
00293.4300.03. Facilities Leases				

**4300 - Maintenance Management**

Budget Report

For Fiscal Years 2022 and 2023

Total FTE's - 9 (FY22 - Facilities Specialist / Sidewalk Inspector)

Account	FY20 Actuals	FY21 Budget	FY22 Budget	FY23 Budget
00293 - Facilities Leases	347,906	374,200		
38 St Lease			58,000	59,100
Orchard Rd (Site E) Lease			325,100	334,900
<b>Total 00293.4300.03. Facilities Leases</b>	<b>347,906</b>	<b>374,200</b>	<b>383,100</b>	<b>394,000</b>
00300.4300.03. Travel and Meetings				
00300 - Travel and Meetings	2,730	1,600		
APWA Conference (1)			1,500	1,500
Certified Facilities Management (1)			1,500	1,500
ConExpo (1)				2,200
Dude Solutions Conference (1)			2,100	2,100
PWX Conference (1)			1,500	1,500
WTS Conferences			100	100
<b>Total 00300.4300.03. Travel and Meetings</b>	<b>2,730</b>	<b>1,600</b>	<b>6,700</b>	<b>8,900</b>
00310.4300.03. Mileage Reimbursement				
00310 - Mileage Reimbursement	488	900	900	900
<b>Total 00310.4300.03. Mileage Reimbursement</b>	<b>488</b>	<b>900</b>	<b>900</b>	<b>900</b>
00320.4300.03. Employee Training				
00320 - Employee Training	1,434	10,900		
APWA Conference (1)			800	
Certified Facilities Management (1)			900	900
ConExpo (1)				800
Dude Solutions Conference (1)			800	800
Facilities Management Specialist (1)			1,200	1,200
HazWhopper Training			5,000	5,000
Leadership Training			2,300	2,300
PWX Conference (1)			1,500	1,500
Skill Enhancement			200	200
<b>Total 00320.4300.03. Employee Training</b>	<b>1,434</b>	<b>10,900</b>	<b>12,700</b>	<b>12,700</b>
00330.4300.03. Safety and First Aid				
00330 - Safety and First Aid	153	1,000	1,000	1,000
<b>Total 00330.4300.03. Safety and First Aid</b>	<b>153</b>	<b>1,000</b>	<b>1,000</b>	<b>1,000</b>
00460.4300.03. Miscellaneous Expense				
00460 - Miscellaneous Expense	5,974	1,500	1,500	1,500
<b>Total 00460.4300.03. Miscellaneous Expense</b>	<b>5,974</b>	<b>1,500</b>	<b>1,500</b>	<b>1,500</b>

**4300 - Maintenance Management**

Budget Report

For Fiscal Years 2022 and 2023

Total FTE's - 9 (FY22 - Facilities Specialist / Sidewalk Inspector)

Account	FY20 Actuals	FY21 Budget	FY22 Budget	FY23 Budget
00492.4300.03. Maint / Repair - Equip				
00492 - Maint / Repair - Equip	7,334	12,000	3,500	3,500
<b>Total 00492.4300.03. Maint / Repair - Equip</b>	<b>7,334</b>	<b>12,000</b>	<b>3,500</b>	<b>3,500</b>
00493.4300.03. Maint / Repair - Bldg & Grds				
00493 - Maint / Repair - Bldg & Grds	465,791	538,500		
Alarm Monitoring Services Contract			10,000	10,000
Carpet and Paint			5,000	5,000
Cloverdale Decant Cleaning			16,000	16,000
District Badges			3,000	3,000
Electrical Repairs			25,000	25,000
General Building Repairs			200,000	200,000
Ground Maintenance Contract			55,000	60,000
HVAC Contract			70,000	70,000
Janitorial Contract			80,000	80,000
Janitorial Supplies			15,000	15,000
Mag Chloride Storage Maintenance			20,000	20,000
Pest Control			2,500	2,500
Plumbing Repairs			5,000	5,000
Records Destruction			2,500	2,500
Roof Repairs			5,000	5,000
Security Camera & Access Upgrades			25,000	25,000
Security Camera Maintenance			5,000	5,000
Security Patrol Contract			45,000	60,000
Window Cleaning			4,000	4,000
<b>Total 00493.4300.03. Maint / Repair - Bldg &amp; Grds</b>	<b>465,791</b>	<b>538,500</b>	<b>593,000</b>	<b>613,000</b>
00495.4300.03. Discretionary Account For Mgrs				
00495 - Discretionary Account For Mgrs	8,968	12,800		
Chip Seal Celebration			1,600	1,600
Deputy Director			3,000	3,000
Employee Appreciation Breakfast			1,700	1,700
Equipment Rodeo			1,600	1,600
Maintenance Manager			6,300	6,800
<b>Total 00495.4300.03. Discretionary Account For Mgrs</b>	<b>8,968</b>	<b>12,800</b>	<b>14,200</b>	<b>14,700</b>
00620.4300.03. Buildings				

**4300 - Maintenance Management**

Budget Report

For Fiscal Years 2022 and 2023

Total FTE's - 9 (FY22 - Facilities Specialist / Sidewalk Inspector)

Account	FY20 Actuals	FY21 Budget	FY22 Budget	FY23 Budget
00620 - Buildings	92,531	1,447,000		
Adams/Cloverdale Fuel Pedestal/Dispenser Replacement			90,000	90,000
Additional Weir Tank for Adams Decant Facility			65,000	
Administration Accommodations			20,000	20,000
Asphalt Paving driveway from 37th St entrance to Facilities Warehouse			15,000	
Cloverdale Decant-Sewer Connection			300,000	200,000
Cloverdale Decant-Sewer Connection Design			110,000	
Mag Chloride Tanks - Replacement			50,000	50,000
Miscellaneous Projects			25,000	25,000
<b>Total 00620.4300.03. Buildings</b>	<b>92,531</b>	<b>1,447,000</b>	<b>675,000</b>	<b>385,000</b>
00705.4300.03. Professional Services				
00705 - Professional Services	98,219	161,000		
Environmental Contract			21,100	30,000
Facility Projects - Engineering			75,000	75,000
Maintenance Projects - Engineering			25,000	25,000
Waste Disposal			20,000	20,000
<b>Total 00705.4300.03. Professional Services</b>	<b>98,219</b>	<b>161,000</b>	<b>141,100</b>	<b>150,000</b>
00740.4300.03. Contractual Services				
00740 - Contractual Services	1,080,794	25,000		
Hazardous Material Clean-up			20,000	20,000
Schmidt Pit Gate			30,000	
<b>Total 00740.4300.03. Contractual Services</b>	<b>1,080,794</b>	<b>25,000</b>	<b>50,000</b>	<b>20,000</b>
Total Maintenance Management Other Expenses	2,339,768	2,916,400	2,164,700	1,893,900
<b>Total Maintenance Management Expenditures</b>	<b>3,072,363</b>	<b>3,663,600</b>	<b>3,101,000</b>	<b>2,885,400</b>

**4350 - Fleet Services**

Budget Report

For Fiscal Years 2022 and 2023

Total FTE's - 14

Account	FY20 Actuals	FY21 Budget	FY22 Budget	FY23 Budget
Fleet Services Salaries & Benefits				
00100.4350.03. Fleet Services Wages				
00100 - Fleet Services Wages	668,907	760,000	800,000	844,000
<b>Total 00100.4350.03. Fleet Services Wages</b>	<b>668,907</b>	<b>760,000</b>	<b>800,000</b>	<b>844,000</b>
00110.4350.03. FICA Taxes				
00110 - FICA Taxes	49,933	58,000	61,000	64,300
<b>Total 00110.4350.03. FICA Taxes</b>	<b>49,933</b>	<b>58,000</b>	<b>61,000</b>	<b>64,300</b>
00120.4350.03. State Retirement				
00120 - State Retirement	79,752	91,100	95,100	100,400
<b>Total 00120.4350.03. State Retirement</b>	<b>79,752</b>	<b>91,100</b>	<b>95,100</b>	<b>100,400</b>
00130.4350.03. Insurances				
00130 - Insurances	226,249	262,100	286,700	310,600
<b>Total 00130.4350.03. Insurances</b>	<b>226,249</b>	<b>262,100</b>	<b>286,700</b>	<b>310,600</b>
00140.4350.03. Worker's Compensation				
00140 - Worker's Compensation	14,676	14,000	30,400	32,200
<b>Total 00140.4350.03. Worker's Compensation</b>	<b>14,676</b>	<b>14,000</b>	<b>30,400</b>	<b>32,200</b>
00170.4350.03. Overtime Pay				
00170 - Overtime Pay	6,249	10,000	10,000	10,000
<b>Total 00170.4350.03. Overtime Pay</b>	<b>6,249</b>	<b>10,000</b>	<b>10,000</b>	<b>10,000</b>
Total Fleet Services Salaries & Benefits	1,045,766	1,195,200	1,283,200	1,361,500
Fleet Services Other Expenses				
00240.4350.03. Books, Dues, Subscriptions				
00240 - Books, Dues, Subscriptions	210			
<b>Total 00240.4350.03. Books, Dues, Subscriptions</b>	<b>210</b>			
00250.4350.03. Freight				
00250 - Freight	10,825	22,000	22,000	22,000
<b>Total 00250.4350.03. Freight</b>	<b>10,825</b>	<b>22,000</b>	<b>22,000</b>	<b>22,000</b>
00260.4350.03. Supplies - Operations				
00260 - Supplies - Operations	2,275	4,000	5,000	3,000
<b>Total 00260.4350.03. Supplies - Operations</b>	<b>2,275</b>	<b>4,000</b>	<b>5,000</b>	<b>3,000</b>
00262.4350.03. Supplies - Welding				
00262 - Supplies - Welding	13,000	20,000	22,000	22,000
<b>Total 00262.4350.03. Supplies - Welding</b>	<b>13,000</b>	<b>20,000</b>	<b>22,000</b>	<b>22,000</b>

**4350 - Fleet Services**

Budget Report

For Fiscal Years 2022 and 2023

Total FTE's - 14

Account	FY20 Actuals	FY21 Budget	FY22 Budget	FY23 Budget
00263.4350.03. Supplies - Shop				
00263 - Supplies - Shop	95,953	86,000	110,000	110,000
<b>Total 00263.4350.03. Supplies - Shop</b>	<b>95,953</b>	<b>86,000</b>	<b>110,000</b>	<b>110,000</b>
00265.4350.03. Supplies - Clothing				
00265 - Supplies - Clothing	182	3,500	3,500	3,500
<b>Total 00265.4350.03. Supplies - Clothing</b>	<b>182</b>	<b>3,500</b>	<b>3,500</b>	<b>3,500</b>
00267.4350.03. Supplies - Small Tools				
00267 - Supplies - Small Tools	38,575	79,000	55,000	55,000
<b>Total 00267.4350.03. Supplies - Small Tools</b>	<b>38,575</b>	<b>79,000</b>	<b>55,000</b>	<b>55,000</b>
00281.4350.03. Supplies - Communications				
00281 - Supplies - Communications	5,308	25,000		
Mobile Radios and Accessories			270,000	5,000
<b>Total 00281.4350.03. Supplies - Communications</b>	<b>5,308</b>	<b>25,000</b>	<b>270,000</b>	<b>5,000</b>
00291.4350.03. Leases and Rentals				
00291 - Leases and Rentals	4,800	5,000		
Radio Repeater Site at Table Rock			5,000	5,000
<b>Total 00291.4350.03. Leases and Rentals</b>	<b>4,800</b>	<b>5,000</b>	<b>5,000</b>	<b>5,000</b>
00300.4350.03. Travel and Meetings				
00300 - Travel and Meetings				
Asset Works Training (1)			2,000	2,000
Fleet Management Conference (1)			1,500	1,500
Travel for Equipment Purchases			2,000	2,000
<b>Total 00300.4350.03. Travel and Meetings</b>			<b>5,500</b>	<b>5,500</b>
00320.4350.03. Employee Training				
00320 - Employee Training	3,274	6,700		
ASE Certification			500	500
Asset Works Training (1)			1,300	1,300
Fleet Management Conference (1)			800	800
Leadership Training			2,900	2,900
Skill Enhancement			2,000	2,000
Welding Class at CWI (3)			2,000	
Welding Re-Certification			1,400	3,000
<b>Total 00320.4350.03. Employee Training</b>	<b>3,274</b>	<b>6,700</b>	<b>10,900</b>	<b>10,500</b>
00330.4350.03. Safety and First Aid				

**4350 - Fleet Services**

Budget Report

For Fiscal Years 2022 and 2023

Total FTE's - 14

Account	FY20 Actuals	FY21 Budget	FY22 Budget	FY23 Budget
00330 - Safety and First Aid	21.966	40.000	40,000	40,000
<b>Total 00330.4350.03. Safety and First Aid</b>	21,966	40,000	40,000	40,000
00460.4350.03. Miscellaneous Expense				
00460 - Miscellaneous Expense	518	2.200	1,000	1,000
<b>Total 00460.4350.03. Miscellaneous Expense</b>	518	2,200	1,000	1,000
00492.4350.03. Maint / Repair - Equip				
00492 - Maint / Repair - Equip	79.505	65.000		
AVL Monthly Fees and Costs			60,000	75,000
Maint/Repair Equipment			65,000	65,000
<b>Total 00492.4350.03. Maint / Repair - Equip</b>	79,505	65,000	125,000	140,000
00544.4350.03. Parts - Tires				
00544 - Parts - Tires			20,000	20,000
<b>Total 00544.4350.03. Parts - Tires</b>			20,000	20,000
00546.4350.03. Parts - Non- Inventory				
00546 - Parts - Non- Inventory	691.892	868.000	1,100,000	1,100,000
<b>Total 00546.4350.03. Parts - Non- Inventory</b>	691,892	868,000	1,100,000	1,100,000
00547.4350.03. Parts - Fuel				
00547 - Parts - Fuel	555.770	800.000	1,100,000	1,200,000
<b>Total 00547.4350.03. Parts - Fuel</b>	555,770	800,000	1,100,000	1,200,000
00650.4350.03. Maintenance Equipment				
00650 - Maintenance Equipment	478.391	423.100		
80' Stacker (Addition)			130,000	
Arrow Board Trailer (2022 - 66.078)			6,000	
Hoe Pack (2022 - Mini-Ex 44.076)			10,000	
Large Equipment Trailer (2023 - 76.025/055)				60,000
Pickup Sander/Mag Units (2022 - 51.807, 54.808/809/810)			28,000	
Rock Hammer (2022 - Mini-Ex 44.076)			20,000	
Sander Bodies (2022 - 54.802/54.803)			90,000	
Tack Oil Trailer (2022 - 86.092)			20,000	
Ustick 1 Ton Truck Plow (2022 - 2 additions) (2023 - 2 additions)			10,000	10,000
Ustick 2 Ton Sander Body (2022 - 2 additions)			25,000	
Ustick Air Compressor w/Lancer (2022 - addition) (2023 - addition)			30,000	30,000
Ustick Crack Seal Trailer (2022 - addition) (2023 - addition)			60,000	60,000

**4350 - Fleet Services**

Budget Report

For Fiscal Years 2022 and 2023

Total FTE's - 14

Account	FY20 Actuals	FY21 Budget	FY22 Budget	FY23 Budget
Ustick Dump Truck Plow (2023 - 4 additions)				60,000
Ustick Grappler Bucket (go with Mini-Ex) (2023 - addition)				3,500
Ustick Hoe Pack (Mini-Ex) (2023 - addition)				10,000
Ustick Large Equipment Trailer (2022 - Addition)			60,000	
Ustick Rock Hammer (Mini-Ex) (2023 - addition)				20,000
Ustick Sander Body (2023 - 4 additions)				180,000
Ustick Sander Body for 1 Ton (2022 - 2 additions) (2023 - 2 additions)			14,000	14,000
Ustick Skid Mounted Tack Oil Pot (2022 - addition)			22,000	
Wood Chipper (2022 - 64.097)			78,000	
<b>Total 00650.4350.03. Maintenance Equipment</b>	<b>478,391</b>	<b>423,100</b>	<b>603,000</b>	<b>447,500</b>
00670.4350.03. Mobile Equipment				
00670 - Mobile Equipment	2,810,790	3,837,800		
1 Ton Pickup (2022 - 16.136/17.146)			90,000	
1/2 Ton Pickup (2022 - Addition ADA Inspector)			40,000	
1/2 Ton Pickups (2022 - 14.139/140/141, 2 additions) (2023 - 14.132/147/148/149/150/151/152)			240,000	280,000
12 Yard Dump Truck (2022 - 38.147/153/167/168) (2023 - 38.155/165/166)			980,000	735,000
2 Ton Pickup (2023 - 16.127/128/153)				195,000
3/4 Ton Pickup - (2022 - 16.142/143/144, 17.145)			160,000	
3/4 Ton Pickup - (2022 - 2 Additional)			80,000	
Bucket Truck (2022 - 28.170/174) (2023 - 28.161/184)			300,000	370,000
Bucket Truck (2022 - Addition 2 Signal Technician)			300,000	
Chip Spreader (2022 - 83.069)			400,000	
Crash Attenuator (2022 - Traffic addition)			150,000	
Flusher Truck (2023 - 36.160/169)				600,000
Franklin Yard - Telehandler (2022 - Addition)			95,000	
Mower - Vegetation (2023 - 23.164)				260,000
Oil Distributor (2022 - 32.156) (2023 - 32.162)			250,000	250,000
Passenger Vehicle (2022 - Additional Pool Vehicle) (2023 - 10.907/12.035/040/13.030)			35,000	147,000
Saw Truck (2022 - 20.036)			113,000	
Sign Truck (2023 - 20.037/157)				140,000
Stencil Truck - Paint (2022 - 26.046/33.158)			170,000	



**4350 - Fleet Services**

Budget Report

For Fiscal Years 2022 and 2023

Total FTE's - 14

Account	FY20 Actuals	FY21 Budget	FY22 Budget	FY23 Budget
Ustick 1 Ton Extended Cab (2022 - 2 additions) (2023 - 4 additions)			90,000	180,000
Ustick 2 Ton Flatbed (2022 - 2 addition)			150,000	
Ustick Distributor Truck (2022 - 2 additions)			500,000	
Ustick Dump Trucks (2023 - 6 additions)				1,470,000
Ustick Flusher Truck (2023 - addition)				300,000
Ustick Patch Truck (2022 - addition)			250,000	
Utility Truck (2022 - 20.159)			126,000	
Vacuum Truck (2022 - 39.189) (2023 - 39.176)			520,000	520,000
<b>Total 00670.4350.03. Mobile Equipment</b>	<b>2,810,790</b>	<b>3,837,800</b>	<b>5,039,000</b>	<b>5,447,000</b>
00675.4350.03. Equipment Leases				
00675 - Equipment Leases		751,200		
1 Mini Excavator - Lease - (New Lease 2021)			15,000	15,000
1 Mini-Excavator - Lease (2022 - 44.071)			18,000	18,000
1 Mini-Excavator - Lease 81 - October 2025			15,700	15,700
1 Pneumatic Roller - Lease - (2023 - 48.025)				15,100
1 Steel Drum Roller - Lease - (2022 - 48.016)			18,000	18,000
2 Loaders - Lease 80 - September 2025			39,500	39,500
4 Backhoes - 1 Mini Excavator - Lease 77 - August 2023			74,000	267,000
4 Sweepers - Lease 79 - June 2024			274,200	274,200
4 Sweepers - Lease 82 - December 2024			253,000	253,000
6 Sweepers - Lease - (New Lease 2022)			360,000	360,000
Hybrid Loader - Lease 78 - June 2024			30,000	30,000
Ustick Grader (2022 - addition)			66,500	66,500
Ustick Loader (2023 - addition)				25,000
Ustick Mini-Ex (2023 - addition)				18,000
Ustick Pneumatic Rollers (2022 - 3 additions)			45,300	45,300
Ustick Steel Drum Roller (2022 - addition)			18,000	18,000
<b>Total 00675.4350.03. Equipment Leases</b>		<b>751,200</b>	<b>1,227,200</b>	<b>1,478,300</b>
00705.4350.03. Professional Services				
00705 - Professional Services	125,353	165,500		
Mechanics Uniform and Rug Cleaning			10,000	10,000
Parts Subcontractor			113,500	113,500
<b>Total 00705.4350.03. Professional Services</b>	<b>125,353</b>	<b>165,500</b>	<b>183,500</b>	<b>198,500</b>
00740.4350.03. Contractual Services				

**4350 - Fleet Services**

Budget Report

For Fiscal Years 2022 and 2023

Total FTE's - 14

Account	FY20 Actuals	FY21 Budget	FY22 Budget	FY23 Budget
00740 - Contractual Services	420,123	574,000		
Car Washes			1,500	1,500
Light Duty Vehicle Maintenance and Repairs			85,000	85,000
Misc. Heavy Duty Vehicle Repairs			375,000	375,000
Tire Repair/Replacement			135,000	135,000
Towing Services			8,000	8,000
<b>Total 00740.4350.03. Contractual Services</b>	<b>420,123</b>	<b>574,000</b>	<b>604,500</b>	<b>604,500</b>
Total Fleet Services Other Expenses	5,358,711	7,778,000	10,552,100	10,918,300
Total Fleet Services Expenditures	6,404,477	8,973,200	11,835,300	12,279,800

DRAFT BUDGET 08/22/2021

**4351 - Adams Maintenance**

Budget Report

For Fiscal Years 2022 and 2023

Total FTE's - 63

Account	FY20 Actuals	FY21 Budget	FY22 Budget	FY23 Budget
Adams Maintenance Salaries & Benefits				
00100.4351.03. Maintenance - Adams Wages				
00100 - Maintenance - Adams Wages	2,816,780	2,858,000	3,280,000	3,463,000
<b>Total 00100.4351.03. Maintenance - Adams Wages</b>	<b>2,816,780</b>	<b>2,858,000</b>	<b>3,280,000</b>	<b>3,463,000</b>
00110.4351.03. FICA Taxes				
00110 - FICA Taxes	211,218	218,300	250,900	264,600
<b>Total 00110.4351.03. FICA Taxes</b>	<b>211,218</b>	<b>218,300</b>	<b>250,900</b>	<b>264,600</b>
00120.4351.03. State Retirement				
00120 - State Retirement	343,574	341,700	392,200	412,800
<b>Total 00120.4351.03. State Retirement</b>	<b>343,574</b>	<b>341,700</b>	<b>392,200</b>	<b>412,800</b>
00130.4351.03. Insurances				
00130 - Insurances	1,016,325	996,500	1,197,000	1,293,500
<b>Total 00130.4351.03. Insurances</b>	<b>1,016,325</b>	<b>996,500</b>	<b>1,197,000</b>	<b>1,293,500</b>
00140.4351.03. Worker's Compensation				
00140 - Worker's Compensation	93,376	79,200	163,000	173,100
<b>Total 00140.4351.03. Worker's Compensation</b>	<b>93,376</b>	<b>79,200</b>	<b>163,000</b>	<b>173,100</b>
00160.4351.03. Temporaries				
00160 - Temporaries	103,811	53,000		
Chip Seal CDL Sweepers (8) 20 weeks x 40 hrs			71,200	71,200
Chip Seal Door Knockers (4) 10 weeks x 20 hrs			5,900	59,000
Chip Seal Laborers (8) 12 weeks x 40 hrs			38,000	38,000
Crack Seal (7) 26 weeks x 40 hr			72,000	72,000
Fall/Winter CDL Sweepers (8) 14 weeks x 40 hrs			49,800	49,800
Fog Seal Laborers (4) 12 weeks x 40 hrs - FY22 Only			20,000	
Student Intern (1) 13 weeks x 40 hrs + 36 weeks x 20 hrs			11,500	11,500
<b>Total 00160.4351.03. Temporaries</b>	<b>103,811</b>	<b>53,000</b>	<b>268,400</b>	<b>301,500</b>
00170.4351.03. Overtime Pay				
00170 - Overtime Pay	71,645	110,000		
Chip Seal			30,000	30,000
Miscellaneous			25,000	25,000
Winter			100,000	100,000
<b>Total 00170.4351.03. Overtime Pay</b>	<b>71,645</b>	<b>110,000</b>	<b>155,000</b>	<b>155,000</b>
<b>Total Adams Maintenance Salaries &amp; Benefits</b>	<b>4,656,730</b>	<b>4,656,700</b>	<b>5,706,500</b>	<b>6,063,500</b>

**4351 - Adams Maintenance**

Budget Report

For Fiscal Years 2022 and 2023

Total FTE's - 63

Account	FY20 Actuals	FY21 Budget	FY22 Budget	FY23 Budget
Adams Maintenance Other Expenses				
00225.4351.03. Util Trash & Sewer				
00225 - Util Trash & Sewer	106	1,200		
Basin Irrigation			1,200	1,200
<b>Total 00225.4351.03. Util Trash &amp; Sewer</b>	<b>106</b>	<b>1,200</b>	<b>1,200</b>	<b>1,200</b>
00240.4351.03. Books, Dues, Subscriptions				
00240 - Books, Dues, Subscriptions	153	1,000	1,000	1,000
<b>Total 00240.4351.03. Books, Dues, Subscriptions</b>	<b>153</b>	<b>1,000</b>	<b>1,000</b>	<b>1,000</b>
00250.4351.03. Freight				
00250 - Freight	16,633	26,000	110,000	80,000
<b>Total 00250.4351.03. Freight</b>	<b>16,633</b>	<b>26,000</b>	<b>110,000</b>	<b>80,000</b>
00260.4351.03. Supplies - Operations				
00260 - Supplies - Operations	14,144	35,000	40,000	40,000
<b>Total 00260.4351.03. Supplies - Operations</b>	<b>14,144</b>	<b>35,000</b>	<b>40,000</b>	<b>40,000</b>
00261.4351.03. Supplies - Office				
00261 - Supplies - Office	3,790	4,000	4,000	4,000
<b>Total 00261.4351.03. Supplies - Office</b>	<b>3,790</b>	<b>4,000</b>	<b>4,000</b>	<b>4,000</b>
00263.4351.03. Supplies - Shop				
00263 - Supplies - Shop	8,120	15,000	15,000	15,000
<b>Total 00263.4351.03. Supplies - Shop</b>	<b>8,120</b>	<b>15,000</b>	<b>15,000</b>	<b>15,000</b>
00264.4351.03. Supplies - NPDES				
00264 - Supplies - NPDES	3,878	3,000	5,000	5,000
<b>Total 00264.4351.03. Supplies - NPDES</b>	<b>3,878</b>	<b>3,000</b>	<b>5,000</b>	<b>5,000</b>
00265.4351.03. Supplies - Clothing				
00265 - Supplies - Clothing	14,711	18,000	15,000	15,000
<b>Total 00265.4351.03. Supplies - Clothing</b>	<b>14,711</b>	<b>18,000</b>	<b>15,000</b>	<b>15,000</b>
00267.4351.03. Supplies - Small Tools				
00267 - Supplies - Small Tools	20,688	35,000		
Broom Crew			3,500	3,500
Grade Crew			10,500	10,500
Utility Crew			16,000	16,000
<b>Total 00267.4351.03. Supplies - Small Tools</b>	<b>20,688</b>	<b>35,000</b>	<b>30,000</b>	<b>30,000</b>
00268.4351.03. Supplies - Temp Traffic Device				
00268 - Supplies - Temp Traffic Device	26,340	25,000	25,000	25,000

**4351 - Adams Maintenance**

Budget Report

For Fiscal Years 2022 and 2023

Total FTE's - 63

Account	FY20 Actuals	FY21 Budget	FY22 Budget	FY23 Budget
<b>Total 00268.4351.03. Supplies - Temp Traffic Device</b>	26,340	25,000	25,000	25,000
00291.4351.03. Leases and Rentals				
00291 - Leases and Rentals	34,977	36,000	50,000	50,000
<b>Total 00291.4351.03. Leases and Rentals</b>	34,977	36,000	50,000	50,000
00292.4351.03. Equipment Rental W/Oper				
00292 - Equipment Rental W/Oper	420	1,000	20,000	20,000
<b>Total 00292.4351.03. Equipment Rental W/Oper</b>	420	1,000	20,000	20,000
00300.4351.03. Travel and Meetings				
00300 - Travel and Meetings	2,915	1,300		
APWA Conference (1)			1,500	
ConExpo (1)				1,500
Dude Solutions Conference (1)			2,100	2,100
Laserfiche Conference (1)				1,500
Slurry Seal Conference (1)			1,400	
Snow Rodeo (3)			3,900	3,900
World of Asphalt Conference (1)			2,200	
World of Concrete Conference (1)			1,500	1,500
<b>Total 00300.4351.03. Travel and Meetings</b>	2,915	1,300	12,600	10,500
00320.4351.03. Employee Training				
00320 - Employee Training	12,210	11,000		
APWA Conference (1)			500	
ConExpo (1)				2,200
Dude Solutions Conference (1)			800	800
Leadership Training			8,400	8,400
Road Masters/Scholars			10,600	10,600
Skill Enhancement			2,000	2,000
Slurry Seal Conference (1)			600	
Snow Rodeo (3)			2,100	2,100
Welding Class at CWI (3)			2,000	
World of Asphalt Conference (1)			700	
World of Concrete Conference (1)			1,600	1,600
<b>Total 00320.4351.03. Employee Training</b>	12,210	11,000	29,300	27,700
00410.4351.03. Liability Payments				
00410 - Liability Payments	198	2,500	2,500	2,500

**4351 - Adams Maintenance**

Budget Report

For Fiscal Years 2022 and 2023

Total FTE's - 63

Account	FY20 Actuals	FY21 Budget	FY22 Budget	FY23 Budget
<b>Total 00410.4351.03. Liability Payments</b>	198	2,500	2,500	2,500
00460.4351.03. Miscellaneous Expense				
00460 - Miscellaneous Expense	700	2,000	2,000	2,000
<b>Total 00460.4351.03. Miscellaneous Expense</b>	700	2,000	2,000	2,000
00502.4351.03. Material - Liquid Asphalt				
00502 - Material - Liquid Asphalt	2,507	2,302,000	3,900,000	4,400,000
<b>Total 00502.4351.03. Material - Liquid Asphalt</b>	2,507	2,302,000	3,900,000	4,400,000
00503.4351.03. Material - Asphalt Mixes				
00503 - Material - Asphalt Mixes	163,806	116,000	150,000	150,000
<b>Total 00503.4351.03. Material - Asphalt Mixes</b>	163,806	116,000	150,000	150,000
00504.4351.03. Material - Precast Concrete				
00504 - Material - Precast Concrete	23,902	17,000	15,000	15,000
<b>Total 00504.4351.03. Material - Precast Concrete</b>	23,902	17,000	15,000	15,000
00505.4351.03. Material - Metal Pipe				
00505 - Material - Metal Pipe	669	1,000	500	500
<b>Total 00505.4351.03. Material - Metal Pipe</b>	669	1,000	500	500
00506.4351.03. Material - PVC Pipe				
00506 - Material - PVC Pipe	45,265	50,000	50,000	50,000
<b>Total 00506.4351.03. Material - PVC Pipe</b>	45,265	50,000	50,000	50,000
00508.4351.03. Material - Gravel				
00508 - Material - Gravel	97,296	55,000	50,000	50,000
<b>Total 00508.4351.03. Material - Gravel</b>	97,296	55,000	50,000	50,000
00510.4351.03. Material - Concrete				
00510 - Material - Concrete	59,007	71,900	60,000	60,000
<b>Total 00510.4351.03. Material - Concrete</b>	59,007	71,900	60,000	60,000
00511.4351.03. Material - Metal				
00511 - Material - Metal	19,515	15,000	15,000	15,000
<b>Total 00511.4351.03. Material - Metal</b>	19,515	15,000	15,000	15,000
00512.4351.03. Material - Lumber				
00512 - Material - Lumber	2,561	2,000	2,000	2,000
<b>Total 00512.4351.03. Material - Lumber</b>	2,561	2,000	2,000	2,000
00513.4351.03. Material - Salt				
00513 - Material - Salt	197,340	238,100	250,000	250,000
<b>Total 00513.4351.03. Material - Salt</b>	197,340	238,100	250,000	250,000

**4351 - Adams Maintenance**

Budget Report

For Fiscal Years 2022 and 2023

Total FTE's - 63

Account	FY20 Actuals	FY21 Budget	FY22 Budget	FY23 Budget
00705.4351.03. Professional Services				
00705 - Professional Services	201,946	184,000		
Flagging			575,000	525,000
Towing for Chip Seal			5,000	5,000
<b>Total 00705.4351.03. Professional Services</b>	<b>201,946</b>	<b>184,000</b>	<b>580,000</b>	<b>530,000</b>
00740.4351.03. Contractual Services				
00740 - Contractual Services	283,243	364,800		
Asphalt Paving Projects			150,000	150,000
Atlanta Highway District Winter Maint Agreement			2,000	2,000
Bogus Basin Winter Maintenance Agreement			30,000	30,000
Manhole Collar Contract			175,000	175,000
Pipe Crossing Repairs			150,000	150,000
<b>Total 00740.4351.03. Contractual Services</b>	<b>283,243</b>	<b>364,800</b>	<b>507,000</b>	<b>507,000</b>
Total Adams Maintenance Other Expenses	1,257,039	3,633,800	5,942,100	6,358,400
<b>Total Adams Maintenance Expenditures</b>	<b>5,913,768</b>	<b>8,290,500</b>	<b>11,648,600</b>	<b>12,421,900</b>

DRAFT BUDGET 08042021

**4352 - Cloverdale Maintenance**

Budget Report

For Fiscal Years 2022 and 2023

Total FTE's - 65

Account	FY20 Actuals	FY21 Budget	FY22 Budget	FY23 Budget
Cloverdale Maintenance Salaries & Benefits				
00100.4352.03. Maintenance - Cloverdale Wages				
00100 - Maintenance - Cloverdale Wages	2,950,861	3,001,000	3,463,000	3,649,000
<b>Total 00100.4352.03. Maintenance - Cloverdale Wages</b>	<b>2,950,861</b>	<b>3,001,000</b>	<b>3,463,000</b>	<b>3,649,000</b>
00110.4352.03. FICA Taxes				
00110 - FICA Taxes	219,349	229,600	263,900	278,300
<b>Total 00110.4352.03. FICA Taxes</b>	<b>219,349</b>	<b>229,600</b>	<b>263,900</b>	<b>278,300</b>
00120.4352.03. State Retirement				
00120 - State Retirement	361,878	358,100	413,300	435,600
<b>Total 00120.4352.03. State Retirement</b>	<b>361,878</b>	<b>358,100</b>	<b>413,300</b>	<b>435,600</b>
00130.4352.03. Insurances				
00130 - Insurances	1,001,093	1,000,200	1,193,300	1,284,500
<b>Total 00130.4352.03. Insurances</b>	<b>1,001,093</b>	<b>1,000,200</b>	<b>1,193,300</b>	<b>1,284,500</b>
00140.4352.03. Worker's Compensation				
00140 - Worker's Compensation	92,293	80,500	174,500	185,900
<b>Total 00140.4352.03. Worker's Compensation</b>	<b>92,293</b>	<b>80,500</b>	<b>174,500</b>	<b>185,900</b>
00160.4352.03. Temporaries				
00160 - Temporaries	91,335	31,000		
Chip Seal Door Knockers (4) 10 weeks x 20 hrs			6,600	6,600
Chip Seal Laborers (8) 12 weeks x 40 hrs			41,900	41,900
Crack Seal (10) 26 weeks x 40 hrs			114,000	114,000
Fog Seal Laborers (4) 12 weeks x 40 hrs - FY23 Only				20,000
Student Intern (1) 13 weeks x 40 hrs + 36 weeks x 20 hrs			13,000	13,000
<b>Total 00160.4352.03. Temporaries</b>	<b>91,335</b>	<b>31,000</b>	<b>175,500</b>	<b>195,500</b>
00170.4352.03. Overtime Pay				
00170 - Overtime Pay	78,225	110,000		
Chip Seal			30,000	30,000
Miscellaneous			25,000	25,000
Winter			100,000	100,000
<b>Total 00170.4352.03. Overtime Pay</b>	<b>78,225</b>	<b>110,000</b>	<b>155,000</b>	<b>155,000</b>
<b>Total Cloverdale Maintenance Salaries &amp; Benefits</b>	<b>4,795,035</b>	<b>4,810,400</b>	<b>5,838,500</b>	<b>6,183,800</b>
Cloverdale Maintenance Other Expenses				



**4352 - Cloverdale Maintenance**

Budget Report

For Fiscal Years 2022 and 2023

Total FTE's - 65

Account	FY20 Actuals	FY21 Budget	FY22 Budget	FY23 Budget
00225.4352.03. Util Trash & Sewer				
00225 - Util Trash & Sewer	99	8,800		
Basin Irrigation			8,800	8,800
<b>Total 00225.4352.03. Util Trash &amp; Sewer</b>	<b>99</b>	<b>8,800</b>	<b>8,800</b>	<b>8,800</b>
00240.4352.03. Books, Dues, Subscriptions				
00240 - Books, Dues, Subscriptions	2,000	2,000	2,000	2,000
<b>Total 00240.4352.03. Books, Dues, Subscriptions</b>	<b>2,000</b>	<b>2,000</b>	<b>2,000</b>	<b>2,000</b>
00250.4352.03. Freight				
00250 - Freight	16,474	100,000	80,000	120,000
<b>Total 00250.4352.03. Freight</b>	<b>16,474</b>	<b>100,000</b>	<b>80,000</b>	<b>120,000</b>
00260.4352.03. Supplies - Operations				
00260 - Supplies - Operations	31,083	30,000	35,000	35,000
<b>Total 00260.4352.03. Supplies - Operations</b>	<b>31,083</b>	<b>30,000</b>	<b>35,000</b>	<b>35,000</b>
00261.4352.03. Supplies - Office				
00261 - Supplies - Office	2,905	4,000	3,500	3,500
<b>Total 00261.4352.03. Supplies - Office</b>	<b>2,905</b>	<b>4,000</b>	<b>3,500</b>	<b>3,500</b>
00263.4352.03. Supplies - Shop				
00263 - Supplies - Shop	38,747	35,000	40,000	40,000
<b>Total 00263.4352.03. Supplies - Shop</b>	<b>38,747</b>	<b>35,000</b>	<b>40,000</b>	<b>40,000</b>
00264.4352.03. Supplies - NPDES				
00264 - Supplies - NPDES	215	3,000	3,000	3,000
<b>Total 00264.4352.03. Supplies - NPDES</b>	<b>215</b>	<b>3,000</b>	<b>3,000</b>	<b>3,000</b>
00265.4352.03. Supplies - Clothing				
00265 - Supplies - Clothing	15,997	19,000	19,000	19,000
<b>Total 00265.4352.03. Supplies - Clothing</b>	<b>15,997</b>	<b>19,000</b>	<b>19,000</b>	<b>19,000</b>
00267.4352.03. Supplies - Small Tools				
00267 - Supplies - Small Tools	50,516	65,000		
Bridge Crew			20,000	17,000
Drainage Crew			15,000	12,000
Grade Crew			8,000	8,000
Utility Crew			10,000	10,000
Vegetation Crew			12,000	18,000
<b>Total 00267.4352.03. Supplies - Small Tools</b>	<b>50,516</b>	<b>65,000</b>	<b>65,000</b>	<b>65,000</b>
00268.4352.03. Supplies - Temp Traffic Device				

**4352 - Cloverdale Maintenance**

Budget Report

For Fiscal Years 2022 and 2023

Total FTE's - 65

Account	FY20 Actuals	FY21 Budget	FY22 Budget	FY23 Budget
00268 - Supplies - Temp Traffic Device	20,446	30,000	30,000	30,000
<b>Total 00268.4352.03. Supplies - Temp Traffic Device</b>	20,446	30,000	30,000	30,000
00291.4352.03. Leases and Rentals				
00291 - Leases and Rentals	41,910	50,000	50,000	50,000
<b>Total 00291.4352.03. Leases and Rentals</b>	41,910	50,000	50,000	50,000
00292.4352.03. Equipment Rental W/Oper				
00292 - Equipment Rental W/Oper		5,000	25,000	25,000
<b>Total 00292.4352.03. Equipment Rental W/Oper</b>		5,000	25,000	25,000
00300.4352.03. Travel and Meetings				
00300 - Travel and Meetings	5,835	1,300		
APWA Conference (1)				1,500
ConExpo (1)				2,200
Dude Solutions Conference (1)			2,100	2,100
Laserfiche Conference (1)			1,500	
Slurry Seal Conference (1)				1,400
Snow Roadeo (3)			3,900	3,900
World Of Asphalt Conference (1)			2,200	
World Of Concrete Conference (1)			2,100	2,100
WWETT Conference (2)			2,600	2,600
<b>Total 00300.4352.03. Travel and Meetings</b>	5,835	1,300	14,400	15,800
00320.4352.03. Employee Training				
00320 - Employee Training	19,583	13,800		
APWA Conference (1)				500
ConExpo (1)				800
Dude Solutions Conference (1)			800	800
INGL Training (2)			600	600
Leadership Training			8,400	8,400
MSHA Training			7,500	7,500
Road Masters & Scholars			6,100	6,100
Skill Enhancement			2,000	2,000
Slurry Seal Conference (1)				600
Snow Roadeo (3)			2,100	2,100
Tree Biology / Arborist Course (3)			600	600
Welding Class at CWI (2)			1,300	

**4352 - Cloverdale Maintenance**

Budget Report

For Fiscal Years 2022 and 2023

Total FTE's - 65

Account	FY20 Actuals	FY21 Budget	FY22 Budget	FY23 Budget
World of Asphalt Conference (1)			700	
World of Concrete Conference (1)			1,600	1,600
WWETT Conference (2)			1,000	1,000
<b>Total 00320.4352.03. Employee Training</b>	19,583	13,800	32,700	32,600
00410.4352.03. Liability Payments				
00410 - Liability Payments	1,356	2,500	2,500	2,500
<b>Total 00410.4352.03. Liability Payments</b>	1,356	2,500	2,500	2,500
00460.4352.03. Miscellaneous Expense				
00460 - Miscellaneous Expense	981	2,000	2,000	2,000
<b>Total 00460.4352.03. Miscellaneous Expense</b>	981	2,000	2,000	2,000
00492.4352.03. Maint / Repair - Equip				
00492 - Maint / Repair - Equip	87			
<b>Total 00492.4352.03. Maint / Repair - Equip</b>	87			
00502.4352.03. Material - Liquid Asphalt				
00502 - Material - Liquid Asphalt	138,135	160,000	180,000	180,000
<b>Total 00502.4352.03. Material - Liquid Asphalt</b>	138,135	160,000	180,000	180,000
00503.4352.03. Material - Asphalt Mixes				
00503 - Material - Asphalt Mixes	121,193	180,000	170,000	170,000
<b>Total 00503.4352.03. Material - Asphalt Mixes</b>	121,193	180,000	170,000	170,000
00504.4352.03. Material - Precast Concrete				
00504 - Material - Precast Concrete	47,377	45,000	70,000	65,000
<b>Total 00504.4352.03. Material - Precast Concrete</b>	47,377	45,000	70,000	65,000
00505.4352.03. Material - Metal Pipe				
00505 - Material - Metal Pipe	1,995	500	500	500
<b>Total 00505.4352.03. Material - Metal Pipe</b>	1,995	500	500	500
00506.4352.03. Material - PVC Pipe				
00506 - Material - PVC Pipe	54,573	55,000	55,000	55,000
<b>Total 00506.4352.03. Material - PVC Pipe</b>	54,573	55,000	55,000	55,000
00508.4352.03. Material - Gravel				
00508 - Material - Gravel	492,873		50,000	50,000
<b>Total 00508.4352.03. Material - Gravel</b>	492,873		50,000	50,000
00509.4352.03. Material - Chips				
00509 - Material - Chips	201,142	661,000		
Chip Crushing - Chip Seal			1,256,000	1,433,000

**4352 - Cloverdale Maintenance**

Budget Report

For Fiscal Years 2022 and 2023

Total FTE's - 65

Account	FY20 Actuals	FY21 Budget	FY22 Budget	FY23 Budget
<b>Total 00509.4352.03. Material - Chips</b>	201,142	661,000	1,256,000	1,433,000
00510.4352.03. Material - Concrete				
00510 - Material - Concrete	53,418	60,000	65,000	65,000
<b>Total 00510.4352.03. Material - Concrete</b>	53,418	60,000	65,000	65,000
00511.4352.03. Material - Metal				
00511 - Material - Metal	1,292	5,000	5,000	5,000
<b>Total 00511.4352.03. Material - Metal</b>	1,292	5,000	5,000	5,000
00512.4352.03. Material - Lumber				
00512 - Material - Lumber	6,520	6,000	6,000	6,000
<b>Total 00512.4352.03. Material - Lumber</b>	6,520	6,000	6,000	6,000
00514.4352.03. Material - Chemicals				
00514 - Material - Chemicals	272,684	213,000	300,000	300,000
<b>Total 00514.4352.03. Material - Chemicals</b>	272,684	213,000	300,000	300,000
00515.4352.03. Material - Guardrail				
00515 - Material - Guardrail	36,519	96,700	30,000	30,000
<b>Total 00515.4352.03. Material - Guardrail</b>	36,519	96,700	30,000	30,000
00705.4352.03. Professional Services				
00705 - Professional Services	182,406	580,000		
Chip Seal Towing			5,000	5,000
Flagging			525,000	575,000
Tree Inventory			35,000	35,000
<b>Total 00705.4352.03. Professional Services</b>	182,406	580,000	565,000	615,000
00740.4352.03. Contractual Services				
00740 - Contractual Services	532,207	606,000		
Asphalt Paving Projects			20,000	20,000
Misc. Bridge Repairs			120,000	120,000
Mowing Contract			20,000	20,000
Pipe Crossing Repairs			100,000	100,000
Roadside and Pond Spraying			240,000	240,000
Rock Crushing Mobilization			80,000	80,000
Storm Basin Fence Modifications			170,000	
Tree Trimming Contract			190,000	150,000
Weed Control Contract			20,000	20,000
<b>Total 00740.4352.03. Contractual Services</b>	532,207	606,000	960,000	750,000

**4352 - Cloverdale Maintenance**

Budget Report

For Fiscal Years 2022 and 2023

Total FTE's - 65

Account	FY20 Actuals	FY21 Budget	FY22 Budget	FY23 Budget
Total Cloverdale Maintenance Other Expenses	2,390,566	3,039,600	4,125,400	4,178,700
Total Cloverdale Maintenance Expenditures	7,185,600	7,850,000	9,963,900	10,362,500

DRAFT BUDGET 08042021

**4353 - Ustick Maintenance**

Budget Report

For Fiscal Years 2022 and 2023

Total FTE's - 11 (FY22 - Grade Crew - 7-GEO's, 1 Sr. GEO, 1 LW, 1 CC)

Account	FY20 Actuals	FY21 Budget	FY22 Budget	FY23 Budget
Ustick Maintenance Salaries & Benefits				
00100.4353.03. Maintenance Ustick Wages				
00100 - Maintenance Ustick Wages		74,000	530,000	996,000
<b>Total 00100.4353.03. Maintenance Ustick Wages</b>		74,000	530,000	996,000
00110.4353.03. FICA Taxes				
00110 - FICA Taxes		5,600	41,000	75,500
<b>Total 00110.4353.03. FICA Taxes</b>		5,600	41,000	75,500
00120.4353.03. State Retirement				
00120 - State Retirement		8,800	64,100	118,600
<b>Total 00120.4353.03. State Retirement</b>		8,800	64,100	118,600
00130.4353.03. Insurances				
00130 - Insurances		23,300	246,200	515,900
<b>Total 00130.4353.03. Insurances</b>		23,300	246,200	515,900
00140.4353.03. Worker's Compensation				
00140 - Worker's Compensation		500	29,800	56,400
<b>Total 00140.4353.03. Worker's Compensation</b>		500	29,800	56,400
00160.4353.03. Temporaries				
00160 - Temporaries				
Chip Seal Door Knockers (4) 10 weeks x 20 hrs				6,000
Chip Seal Laborers (8) 12 weeks x 40 hrs				25,000
Fog Seal Laborers (4) 12 weeks x 40 hrs				20,000
<b>Total 00160.4353.03. Temporaries</b>				51,000
00170.4353.03. Overtime Pay				
00170 - Overtime Pay			10,000	20,000
<b>Total 00170.4353.03. Overtime Pay</b>			10,000	20,000
<b>Total Ustick Maintenance Salaries &amp; Benefits</b>		112,200	921,100	1,833,400
Ustick Maintenance Other Expenses				
00240.4353.03. Books, Dues, Subscriptions				
00240 - Books, Dues, Subscriptions			500	1,000
<b>Total 00240.4353.03. Books, Dues, Subscriptions</b>			500	1,000
00250.4353.03. Freight				
00250 - Freight			15,000	60,000
<b>Total 00250.4353.03. Freight</b>			15,000	60,000

**4353 - Ustick Maintenance**

Budget Report

For Fiscal Years 2022 and 2023

Total FTE's - 11 (FY22 - Grade Crew - 7-GEO's, 1 Sr. GEO, 1 LW, 1 CC)

Account	FY20 Actuals	FY21 Budget	FY22 Budget	FY23 Budget
00261.4353.03. Supplies - Office				
00261 - Supplies - Office			6,000	6,000
<b>Total 00261.4353.03. Supplies - Office</b>			6,000	6,000
00263.4353.03. Supplies - Shop				
00263 - Supplies - Shop			5,000	7,500
<b>Total 00263.4353.03. Supplies - Shop</b>			5,000	7,500
00264.4353.03. Supplies - NPDES				
00264 - Supplies - NPDES			1,000	2,500
<b>Total 00264.4353.03. Supplies - NPDES</b>			1,000	2,500
00265.4353.03. Supplies - Clothing				
00265 - Supplies - Clothing			4,000	8,000
<b>Total 00265.4353.03. Supplies - Clothing</b>			4,000	8,000
00267.4353.03. Supplies - Small Tools				
00267 - Supplies - Small Tools				
Broom Crew				2,000
Grade Crew			15,000	20,000
<b>Total 00267.4353.03. Supplies - Small Tools</b>			15,000	22,000
00268.4353.03. Supplies - Temp Traffic Devices				
00268 - Supplies - Temp Traffic Devices			15,000	25,000
<b>Total 00268.4353.03. Supplies - Temp Traffic Devices</b>			15,000	25,000
00291.4353.03. Leases & Rentals				
00291 - Leases & Rentals			50,000	50,000
<b>Total 00291.4353.03. Leases &amp; Rentals</b>			50,000	50,000
00292.4353.03. Equipment Rental w/Operator				
00292 - Equipment Rental w/Operator			20,000	20,000
<b>Total 00292.4353.03. Equipment Rental w/Operator</b>			20,000	20,000
00300.4353.03. Travel & Meetings				
00300 - Travel & Meetings				
APWA Conference				1,500
ConExpo				2,000
Decan Facility tours			2,000	
Dude Solutions Conference				2,100
Snow Roadeo			1,300	1,300

**4353 - Ustick Maintenance**

Budget Report

For Fiscal Years 2022 and 2023

Total FTE's - 11 (FY22 - Grade Crew - 7-GEO's, 1 Sr. GEO, 1 LW, 1 CC)

Account	FY20 Actuals	FY21 Budget	FY22 Budget	FY23 Budget
World of Asphalt Conference			2,200	
<b>Total 00300.4353.03. Travel &amp; Meetings</b>			5,500	6,900
00320.4353.03. Employee Training				
00320 - Employee Training				
APWA Conference				500
ConExpo				800
Dude Solutions				800
Leadership Training			2,000	3,000
Road Masters & Scholars			1,000	3,000
Skill Enhancement			1,000	1,000
Snow Roadeo			700	700
World of Asphalt Conference			700	
<b>Total 00320.4353.03. Employee Training</b>			5,400	9,800
00410.4353.03. Liability Payments				
00410 - Liability Payments			1,000	1,000
<b>Total 00410.4353.03. Liability Payments</b>			1,000	1,000
00460.4353.03. Miscellaneous Expenses				
00460 - Miscellaneous Expenses			500	1,000
<b>Total 00460.4353.03. Miscellaneous Expenses</b>			500	1,000
00503.4353.03. Material - Asphalt Mixes				
00503 - Material - Asphalt Mixes			75,000	150,000
<b>Total 00503.4353.03. Material - Asphalt Mixes</b>			75,000	150,000
00504.4353.03. Material - Precast Concrete				
00504 - Material - Precast Concrete			1,500	3,000
<b>Total 00504.4353.03. Material - Precast Concrete</b>			1,500	3,000
00508.4353.03. Material - Gravel				
00508 - Material - Gravel			15,000	20,000
<b>Total 00508.4353.03. Material - Gravel</b>			15,000	20,000
00510.4353.03. Material - Concrete				
00510 - Material - Concrete			1,500	3,000
<b>Total 00510.4353.03. Material - Concrete</b>			1,500	3,000
00511.4353.03. Material - Metal				
00511 - Material - Metal			15,000	25,000
<b>Total 00511.4353.03. Material - Metal</b>			15,000	25,000



**4353 - Ustick Maintenance**

Budget Report

For Fiscal Years 2022 and 2023

Total FTE's - 11 (FY22 - Grade Crew - 7-GEO's, 1 Sr. GEO, 1 LW, 1 CC)

Account	FY20 Actuals	FY21 Budget	FY22 Budget	FY23 Budget
00512.4353.03. Material - Lumber				
00512 - Material - Lumber			1,000	1,000
<b>Total 00512.4353.03. Material - Lumber</b>			1,000	1,000
00705.4353.03. Professional Services				
00705 - Professional Services				
Chip Seal Towing				5,000
Flagging			100,000	475,000
<b>Total 00705.4353.03. Professional Services</b>			100,000	480,000
00740.4353.03. Contractual Services				
00740 - Contractual Services				
Asphalt Paving Projects			50,000	50,000
<b>Total 00740.4353.03. Contractual Services</b>			50,000	50,000
Total Ustick Maintenance Other Expenses			402,900	952,700
<b>Total Ustick Maintenance Expenditures</b>		112,200	1,324,000	2,786,100

DRAFT BUDGET 08042021

**2300 - Development and Technical Services Mgmt**

Budget Report

For Fiscal Years 2022 and 2023

Total FTE's - 2

Account	FY20 Actuals	FY21 Budget	FY22 Budget	FY23 Budget
Development and Technical Services Mgmt Salaries & Benefits				
00100.2300.04. DTS Management Wages				
00100 - DTS Management Wages	201,098	195,000	216,000	228,000
<b>Total 00100.2300.04. DTS Management Wages</b>	<b>201,098</b>	<b>195,000</b>	<b>216,000</b>	<b>228,000</b>
00110.2300.04. FICA Taxes				
00110 - FICA Taxes	14,861	14,900	16,500	17,400
<b>Total 00110.2300.04. FICA Taxes</b>	<b>14,861</b>	<b>14,900</b>	<b>16,500</b>	<b>17,400</b>
00120.2300.04. State Retirement				
00120 - State Retirement	24,144	23,200	25,700	27,100
<b>Total 00120.2300.04. State Retirement</b>	<b>24,144</b>	<b>23,200</b>	<b>25,700</b>	<b>27,100</b>
00130.2300.04. Insurances				
00130 - Insurances	23,297	26,200	28,800	31,200
<b>Total 00130.2300.04. Insurances</b>	<b>23,297</b>	<b>26,200</b>	<b>28,800</b>	<b>31,200</b>
00140.2300.04. Worker's Compensation				
00140 - Worker's Compensation	1,533	2,000	2,600	2,800
<b>Total 00140.2300.04. Worker's Compensation</b>	<b>1,533</b>	<b>2,000</b>	<b>2,600</b>	<b>2,800</b>
00170.2300.04. Overtime Pay				
00170 - Overtime Pay			1,200	1,200
<b>Total 00170.2300.04. Overtime Pay</b>			<b>1,200</b>	<b>1,200</b>
Total Development and Technical Services Mgmt Salaries & Benefits	264,933	261,300	290,800	307,700
Development and Technical Services Mgmt Other Expenses				
00265.2300.04. Supplies - Clothing				
00265 - Supplies - Clothing	800	100	200	200
<b>Total 00265.2300.04. Supplies - Clothing</b>	<b>800</b>	<b>100</b>	<b>200</b>	<b>200</b>
00300.2300.04. Travel and Meetings				
00300 - Travel and Meetings	122	200	1,500	1,500
<b>Total 00300.2300.04. Travel and Meetings</b>	<b>122</b>	<b>200</b>	<b>1,500</b>	<b>1,500</b>
00310.2300.04. Auto Mileage				
00310 - Auto Mileage	24	500	500	500
<b>Total 00310.2300.04. Auto Mileage</b>	<b>24</b>	<b>500</b>	<b>500</b>	<b>500</b>
00320.2300.04. Employee Training				

**2300 - Development and Technical Services Mgmt**

Budget Report

For Fiscal Years 2022 and 2023

Total FTE's - 2

Account	FY20 Actuals	FY21 Budget	FY22 Budget	FY23 Budget
00320 - Employee Training	499	200	1,000	1,000
<b>Total 00320.2300.04. Employee Training</b>	499	200	1,000	1,000
00495.2300.04. Discretionary Account for Mgrs				
00495 - Discretionary Account for Mgrs	730	1,700	1,100	1,100
<b>Total 00495.2300.04. Discretionary Account for Mgrs</b>	730	1,700	1,100	1,100
Total Development and Technical Services Mgmt Other Expenses	2,175	2,700	4,300	4,300
Total Development and Technical Services Mgmt Expenditures	267,108	264,000	295,100	312,000

DRAFT BUDGET 08042021

**2310 - Design**

Budget Report

For Fiscal Years 2022 and 2023

Total FTE's - 15 (FY22 - Design Engineer - Project Team)

Account	FY20 Actuals	FY21 Budget	FY22 Budget	FY23 Budget
Design Salaries & Benefits				
00100.2310.04. Design / Survey Wages				
00100 - Design / Survey Wages	800,691	834,000	1,042,000	1,100,000
<b>Total 00100.2310.04. Design / Survey Wages</b>	<b>800,691</b>	<b>834,000</b>	<b>1,042,000</b>	<b>1,100,000</b>
00110.2310.04. FICA Taxes				
00110 - FICA Taxes	58,001	63,700	79,800	84,300
<b>Total 00110.2310.04. FICA Taxes</b>	<b>58,001</b>	<b>63,700</b>	<b>79,800</b>	<b>84,300</b>
00120.2310.04. State Retirement				
00120 - State Retirement	94,604	99,900	124,500	131,400
<b>Total 00120.2310.04. State Retirement</b>	<b>94,604</b>	<b>99,900</b>	<b>124,500</b>	<b>131,400</b>
00130.2310.04. Insurances				
00130 - Insurances	219,899	227,000	319,200	347,500
<b>Total 00130.2310.04. Insurances</b>	<b>219,899</b>	<b>227,000</b>	<b>319,200</b>	<b>347,500</b>
00140.2310.04. Worker's Compensation				
00140 - Worker's Compensation	5,811	5,000	13,300	14,100
<b>Total 00140.2310.04. Worker's Compensation</b>	<b>5,811</b>	<b>5,000</b>	<b>13,300</b>	<b>14,100</b>
00170.2310.04. Overtime Pay				
00170 - Overtime Pay	4,153	10,000	5,000	5,000
<b>Total 00170.2310.04. Overtime Pay</b>	<b>4,153</b>	<b>10,000</b>	<b>5,000</b>	<b>5,000</b>
Total Design Salaries & Benefits	1,183,159	1,239,600	1,583,800	1,682,300
Design Other Expenses				
00226.2310.04. Util Telephone				
00226 - Util Telephone	5,400	8,700		
Smartnet Base Station Access			7,200	7,200
Verizon Svc for Rovers			1,400	1,400
<b>Total 00226.2310.04. Util Telephone</b>	<b>5,400</b>	<b>8,700</b>	<b>8,600</b>	<b>8,600</b>
00240.2310.04. Books, Dues, Subscriptions				
00240 - Books, Dues, Subscriptions	4,228	3,300		
Books/Ref Material for Design-Survey-Drainage			600	600
Design Subscriptions			1,700	1,700
District Engineer Misc.			300	300
Dues PLS & PE			700	700
Survey Subscriptions			400	400

**2310 - Design**

Budget Report

For Fiscal Years 2022 and 2023

Total FTE's - 15 (FY22 - Design Engineer - Project Team)

Account	FY20 Actuals	FY21 Budget	FY22 Budget	FY23 Budget
<b>Total 00240.2310.04. Books, Dues, Subscriptions</b>	4,228	3,300	3,700	3,700
00261.2310.04. Supplies - Office				
00261 - Supplies - Office	3,471	7,000	1,100	1,500
<b>Total 00261.2310.04. Supplies - Office</b>	3,471	7,000	1,100	1,500
00263.2310.04. Supplies - Shop				
00263 - Supplies - Shop	5,474	7,500		
Brass / Aluminum / Plastic Caps			1,500	1,500
Copper Markers			1,000	1,000
Hubs / Stakes / Ginnies / Lath			4,000	4,000
Paint / Flagging / Whiskers / Rebar			3,000	3,000
<b>Total 00263.2310.04. Supplies - Shop</b>	5,474	7,500	9,500	9,500
00265.2310.04. Supplies - Clothing				
00265 - Supplies - Clothing	1,060	2,100		
Design / SWQ / Supervisor Clothing Allowance			500	500
Survey / Locator Clothing Allowance & Glasses / Gloves / Misc			2,500	2,500
<b>Total 00265.2310.04. Supplies - Clothing</b>	1,060	2,100	3,000	3,000
00267.2310.04. Supplies - Small Tools				
00267 - Supplies - Small Tools	3,992	4,300		
drill, saw and gps batteries			800	800
Misc Small tools			1,500	1,500
<b>Total 00267.2310.04. Supplies - Small Tools</b>	3,992	4,300	2,300	2,300
00291.2310.04. Leases and Rentals				
00291 - Leases and Rentals		500		
GPS/Data Collector Rental			2,000	2,000
<b>Total 00291.2310.04. Leases and Rentals</b>		500	2,000	2,000
00300.2310.04. Travel and Meetings				
00300 - Travel and Meetings				
Dist Eng Travel Expenses			1,500	1,500
Supervisor Travel Expenses			1,500	1,500
Survey Travel Expenses			2,400	2,400
<b>Total 00300.2310.04. Travel and Meetings</b>			5,400	5,400
00320.2310.04. Employee Training				
00320 - Employee Training	1,149	1,600		
Dist Eng Training			1,200	1,200

**2310 - Design**

Budget Report

For Fiscal Years 2022 and 2023

Total FTE's - 15 (FY22 - Design Engineer - Project Team)

Account	FY20 Actuals	FY21 Budget	FY22 Budget	FY23 Budget
Drainage - Local Training			500	500
Supervisor - Annual Training			1,200	1,200
Survey - ISPLS / Local / AutoCAD			5,000	5,000
<b>Total 00320.2310.04. Employee Training</b>	<b>1,149</b>	<b>1,600</b>	<b>7,900</b>	<b>7,900</b>
00330.2310.04. Safety and First Aid				
00330 - Safety and First Aid	36	300	500	500
<b>Total 00330.2310.04. Safety and First Aid</b>	<b>36</b>	<b>300</b>	<b>500</b>	<b>500</b>
00492.2310.04. Maint / Repair - Equip				
00492 - Maint / Repair - Equip	5,738	5,000		
misc survey equip repair			3,000	3,000
R8 Receiver Hardware and Firmware Warranty			2,600	2,600
S7 total station			600	600
TBC Maint Program			1,700	1,700
TSC3 Software and Hardware Warranty			2,900	2,900
<b>Total 00492.2310.04. Maint / Repair - Equip</b>	<b>5,738</b>	<b>5,000</b>	<b>10,800</b>	<b>10,800</b>
00495.2310.04. Discretionary Account For Mgrs				
00495 - Discretionary Account For Mgrs	1,218	1,000	1,900	1,900
<b>Total 00495.2310.04. Discretionary Account For Mgrs</b>	<b>1,218</b>	<b>1,000</b>	<b>1,900</b>	<b>1,900</b>
00640.2310.04. Office Machines				
00640 - Office Machines	29,990			
<b>Total 00640.2310.04. Office Machines</b>	<b>29,990</b>			
00705.2310.04. Professional Services				
00705 - Professional Services	46,391	132,000		
Misc Bridge Inspections & Evaluations			25,000	25,000
SWQ - Monitor wells & small contracts			7,500	7,500
<b>Total 00705.2310.04. Professional Services</b>	<b>46,391</b>	<b>132,000</b>	<b>32,500</b>	<b>32,500</b>
00740.2310.04. Contractual Services				
00740 - Contractual Services	169,442	151,200		
Misc. Drainage Projects			133,200	200,000
<b>Total 00740.2310.04. Contractual Services</b>	<b>169,442</b>	<b>151,200</b>	<b>133,200</b>	<b>200,000</b>
Total Design Other Expenses	277,588	324,500	222,400	289,600
Total Design Expenditures	1,460,747	1,564,100	1,806,200	1,971,900

**2312 - Environmental**

Budget Report

For Fiscal Years 2022 and 2023

Total FTE's - 9 (FY22 - Environmental Engineer - Project Team)

Account	FY20 Actuals	FY21 Budget	FY22 Budget	FY23 Budget
Environmental Salaries & Benefits				
00100.2312.04. Environmental Wages				
00100 - Environmental Wages	472,396	503,000	630,000	666,000
<b>Total 00100.2312.04. Environmental Wages</b>	<b>472,396</b>	<b>503,000</b>	<b>630,000</b>	<b>666,000</b>
00110.2312.04. FICA Taxes				
00110 - FICA Taxes	34,279	38,500	48,300	50,900
<b>Total 00110.2312.04. FICA Taxes</b>	<b>34,279</b>	<b>38,500</b>	<b>48,300</b>	<b>50,900</b>
00120.2312.04. State Retirement				
00120 - State Retirement	56,545	60,100	75,500	79,400
<b>Total 00120.2312.04. State Retirement</b>	<b>56,545</b>	<b>60,100</b>	<b>75,500</b>	<b>79,400</b>
00130.2312.04. Insurances				
00130 - Insurances	138,293	155,200	192,000	208,800
<b>Total 00130.2312.04. Insurances</b>	<b>138,293</b>	<b>155,200</b>	<b>192,000</b>	<b>208,800</b>
00140.2312.04. Worker's Compensation				
00140 - Worker's Compensation	4,749	5,000	10,700	11,600
<b>Total 00140.2312.04. Worker's Compensation</b>	<b>4,749</b>	<b>5,000</b>	<b>10,700</b>	<b>11,600</b>
00160.2312.04. Temporaries				
00160 - Temporaries	9,663	13,100		
Student Intern - 45wks/20hrs/wk			13,100	13,100
<b>Total 00160.2312.04. Temporaries</b>	<b>9,663</b>	<b>13,100</b>	<b>13,100</b>	<b>13,100</b>
00170.2312.04. Overtime Pay				
00170 - Overtime Pay	1,862	1,200	2,000	2,000
<b>Total 00170.2312.04. Overtime Pay</b>	<b>1,862</b>	<b>1,200</b>	<b>2,000</b>	<b>2,000</b>
<b>Total Environmental Salaries &amp; Benefits</b>	<b>717,787</b>	<b>776,100</b>	<b>971,600</b>	<b>1,031,800</b>
Environmental Other Expenses				
00210.2312.04. Printing				
00210 - Printing	134	300	200	200
<b>Total 00210.2312.04. Printing</b>	<b>134</b>	<b>300</b>	<b>200</b>	<b>200</b>
00226.2312.04. Util Telephone				
00226 - Util Telephone	665	1,500	1,500	1,500
<b>Total 00226.2312.04. Util Telephone</b>	<b>665</b>	<b>1,500</b>	<b>1,500</b>	<b>1,500</b>
00240.2312.04. Books, Dues, Subscriptions				
00240 - Books, Dues, Subscriptions	470	500	500	500

**2312 - Environmental**

Budget Report

For Fiscal Years 2022 and 2023

Total FTE's - 9 (FY22 - Environmental Engineer - Project Team)

Account	FY20 Actuals	FY21 Budget	FY22 Budget	FY23 Budget
<b>Total 00240.2312.04. Books, Dues, Subscriptions</b>	470	500	500	500
00250.2312.04. Freight				
00250 - Freight	1,513	1,200	1,000	1,000
<b>Total 00250.2312.04. Freight</b>	1,513	1,200	1,000	1,000
00261.2312.04. Supplies - Office				
00261 - Supplies - Office	718	500	500	500
<b>Total 00261.2312.04. Supplies - Office</b>	718	500	500	500
00264.2312.04. Supplies - NPDES				
00264 - Supplies - NPDES	12,037	6,000	6,000	6,000
<b>Total 00264.2312.04. Supplies - NPDES</b>	12,037	6,000	6,000	6,000
00265.2312.04. Supplies - Clothing				
00265 - Supplies - Clothing	825	500	500	500
<b>Total 00265.2312.04. Supplies - Clothing</b>	825	500	500	500
00267.2312.04. Supplies - Small Tools				
00267 - Supplies - Small Tools	28,460	19,000		
Dry Weather Monitoring			3,000	3,000
ESC and GSI			7,000	6,000
Wet Weather Monitoring			8,000	10,000
<b>Total 00267.2312.04. Supplies - Small Tools</b>	28,460	19,000	18,000	19,000
00269.2312.04. Supplies - Signs				
00269 - Supplies - Signs		2,000	2,500	2,500
<b>Total 00269.2312.04. Supplies - Signs</b>		2,000	2,500	2,500
00300.2312.04. Travel and Meetings				
00300 - Travel and Meetings	306	500	4,000	5,000
<b>Total 00300.2312.04. Travel and Meetings</b>	306	500	4,000	5,000
00320.2312.04. Employee Training				
00320 - Employee Training	2,866	1,500	4,000	4,000
<b>Total 00320.2312.04. Employee Training</b>	2,866	1,500	4,000	4,000
00330.2312.04. Safety and First Aid				
00330 - Safety and First Aid	150	200	200	200
<b>Total 00330.2312.04. Safety and First Aid</b>	150	200	200	200
00492.2312.04. Maint / Repair - Equip				
00492 - Maint / Repair - Equip	1,837	1,000	1,000	1,000
<b>Total 00492.2312.04. Maint / Repair - Equip</b>	1,837	1,000	1,000	1,000



**2312 - Environmental**

Budget Report

For Fiscal Years 2022 and 2023

Total FTE's - 9 (FY22 - Environmental Engineer - Project Team)

Account	FY20 Actuals	FY21 Budget	FY22 Budget	FY23 Budget
00495.2312.04. Discretionary Account For Mgrs				
00495 - Discretionary Account For Mgrs	242	600	500	500
<b>Total 00495.2312.04. Discretionary Account For Mgrs</b>	242	600	500	500
00705.2312.04. Professional Services				
00705 - Professional Services	515,141	493,300		
Basin and Swale Revegetation and Maintenance			175,000	175,000
Education and Outreach Cost-share			8,000	8,000
Industrial Monitoring			10,000	10,000
Lower Boise Watershed Council			11,000	11,000
Maintenance Compliance Monitoring			50,000	50,000
Permit Compliance			100,000	100,000
Phase I Monitoring and Support			100,000	100,000
Phase I Wet and Dry Weather Sample Analyses			21,000	21,000
Phase II Monitoring and Support			60,000	60,000
Phase II Wet and Dry Weather Sample Analyses			6,500	6,500
<b>Total 00705.2312.04. Professional Services</b>	515,141	493,300	541,500	541,500
Total Environmental Other Expenses	565,364	528,600	581,900	583,900
<b>Total Environmental Expenditures</b>	<b>1,283,151</b>	<b>1,304,700</b>	<b>1,553,500</b>	<b>1,615,700</b>

DRAFT BUDGET 08042021

**2315 - Construction Services**

Budget Report

For Fiscal Years 2022 and 2023

Total FTE's - 22 (FY22 - 2 Project Inspectors)

Account	FY20 Actuals	FY21 Budget	FY22 Budget	FY23 Budget
Construction Services Salaries & Benefits				
00100.2315.04. Construction Wages				
00100 - Construction Wages	1,149,609	1,227,000	1,431,000	1,513,000
<b>Total 00100.2315.04. Construction Wages</b>	<b>1,149,609</b>	<b>1,227,000</b>	<b>1,431,000</b>	<b>1,513,000</b>
00110.2315.04. FICA Taxes				
00110 - FICA Taxes	87,929	93,800	109,700	115,200
<b>Total 00110.2315.04. FICA Taxes</b>	<b>87,929</b>	<b>93,800</b>	<b>109,700</b>	<b>115,200</b>
00120.2315.04. State Retirement				
00120 - State Retirement	143,351	146,800	171,000	180,300
<b>Total 00120.2315.04. State Retirement</b>	<b>143,351</b>	<b>146,800</b>	<b>171,000</b>	<b>180,300</b>
00130.2315.04. Insurances				
00130 - Insurances	348,469	374,900	454,200	493,500
<b>Total 00130.2315.04. Insurances</b>	<b>348,469</b>	<b>374,900</b>	<b>454,200</b>	<b>493,500</b>
00140.2315.04. Worker's Compensation				
00140 - Worker's Compensation	10,276	9,000	21,600	22,800
<b>Total 00140.2315.04. Worker's Compensation</b>	<b>10,276</b>	<b>9,000</b>	<b>21,600</b>	<b>22,800</b>
00160.2315.04. Temporaries				
00160 - Temporaries		10,000		
<b>Total 00160.2315.04. Temporaries</b>		<b>10,000</b>		
00170.2315.04. Overtime Pay				
00170 - Overtime Pay	50,229	60,000	60,000	60,000
<b>Total 00170.2315.04. Overtime Pay</b>	<b>50,229</b>	<b>60,000</b>	<b>60,000</b>	<b>60,000</b>
<b>Total Construction Services Salaries &amp; Benefits</b>	<b>1,789,863</b>	<b>1,921,500</b>	<b>2,247,500</b>	<b>2,384,800</b>
Construction Services Other Expenses				
00210.2315.04. Printing				
00210 - Printing	134	800	800	800
<b>Total 00210.2315.04. Printing</b>	<b>134</b>	<b>800</b>	<b>800</b>	<b>800</b>
00240.2315.04. Books, Dues, Subscriptions				
00240 - Books, Dues, Subscriptions	14,755	3,000		
AASHTO Subscription			3,000	3,000
US Nuclear Regulatory License			8,000	8,000
<b>Total 00240.2315.04. Books, Dues, Subscriptions</b>	<b>14,755</b>	<b>3,000</b>	<b>11,000</b>	<b>11,000</b>
00250.2315.04. Freight				

**2315 - Construction Services**

Budget Report

For Fiscal Years 2022 and 2023

Total FTE's - 22 (FY22 - 2 Project Inspectors)

Account	FY20 Actuals	FY21 Budget	FY22 Budget	FY23 Budget
00250 - Freight	1,445	1,500	1,500	1,500
<b>Total 00250.2315.04. Freight</b>	1,445	1,500	1,500	1,500
00261.2315.04. Supplies - Office				
00261 - Supplies - Office	2,127	2,000	3,000	3,000
<b>Total 00261.2315.04. Supplies - Office</b>	2,127	2,000	3,000	3,000
00263.2315.04. Supplies - Shop				
00263 - Supplies - Shop	1,338	5,000	10,000	10,000
<b>Total 00263.2315.04. Supplies - Shop</b>	1,338	5,000	10,000	10,000
00265.2315.04. Supplies - Clothing				
00265 - Supplies - Clothing	2,581	2,000	4,500	4,500
<b>Total 00265.2315.04. Supplies - Clothing</b>	2,581	2,000	4,500	4,500
00267.2315.04. Supplies - Small Tools				
00267 - Supplies - Small Tools	4,582	2,500	2,500	2,500
<b>Total 00267.2315.04. Supplies - Small Tools</b>	4,582	2,500	2,500	2,500
00300.2315.04. Travel and Meetings				
00300 - Travel and Meetings	1,127		7,000	7,000
<b>Total 00300.2315.04. Travel and Meetings</b>	1,127		7,000	7,000
00320.2315.04. Employee Training				
00320 - Employee Training	329	3,500	6,000	6,000
<b>Total 00320.2315.04. Employee Training</b>	329	3,500	6,000	6,000
00330.2315.04. Safety and First Aid				
00330 - Safety and First Aid	2,762	1,500	1,500	1,500
<b>Total 00330.2315.04. Safety and First Aid</b>	2,762	1,500	1,500	1,500
00492.2315.04. Maint / Repair - Equip				
00492 - Maint / Repair - Equip	19,425			
<b>Total 00492.2315.04. Maint / Repair - Equip</b>	19,425			
00650.2315.04. Maintenance Equipment				
00650 - Maintenance Equipment		70,000		
Density Gauge Replacement (F22 - 6 / FY23 - 4)			90,000	60,000
<b>Total 00650.2315.04. Maintenance Equipment</b>		70,000	90,000	60,000
00705.2315.04. Professional Services				
00705 - Professional Services	6,492	7,000	10,000	10,000
<b>Total 00705.2315.04. Professional Services</b>	6,492	7,000	10,000	10,000
00745.2315.04. Testing Services				

**2315 - Construction Services**

Budget Report

For Fiscal Years 2022 and 2023

Total FTE's - 22 (FY22 - 2 Project Inspectors)

Account	FY20 Actuals	FY21 Budget	FY22 Budget	FY23 Budget
00745 - Testing Services	11,400	7,000	10,000	10,000
<b>Total 00745.2315.04. Testing Services</b>	11,400	7,000	10,000	10,000
Total Construction Services Other Expenses	68,496	105,800	157,800	127,800
Total Construction Services Expenditures	1,858,359	2,027,300	2,405,300	2,512,600

DRAFT BUDGET 08042021

**3341 - Traffic Operations**

Budget Report

For Fiscal Years 2022 and 2023

Total FTE's - 40 (FY22 - 2 Electronic/Signal Tech)

Account	FY20 Actuals	FY21 Budget	FY22 Budget	FY23 Budget
Traffic Operations Salaries & Benefits				
00100.3341.04. Traffic Operations Wages				
00100 - Traffic Operations Wages	1,815,007	2,034,000	2,374,000	2,591,000
<b>Total 00100.3341.04. Traffic Operations Wages</b>	<b>1,815,007</b>	<b>2,034,000</b>	<b>2,374,000</b>	<b>2,591,000</b>
00110.3341.04. FICA Taxes				
00110 - FICA Taxes	132,685	155,500	181,700	197,600
<b>Total 00110.3341.04. FICA Taxes</b>	<b>132,685</b>	<b>155,500</b>	<b>181,700</b>	<b>197,600</b>
00120.3341.04. State Retirement				
00120 - State Retirement	219,687	242,800	283,700	308,800
<b>Total 00120.3341.04. State Retirement</b>	<b>219,687</b>	<b>242,800</b>	<b>283,700</b>	<b>308,800</b>
00130.3341.04. Insurances				
00130 - Insurances	630,214	696,900	813,000	932,900
<b>Total 00130.3341.04. Insurances</b>	<b>630,214</b>	<b>696,900</b>	<b>813,000</b>	<b>932,900</b>
00140.3341.04. Worker's Compensation				
00140 - Worker's Compensation	52,524	50,800	124,400	140,800
<b>Total 00140.3341.04. Worker's Compensation</b>	<b>52,524</b>	<b>50,800</b>	<b>124,400</b>	<b>140,800</b>
00160.3341.04. Temporaries				
00160 - Temporaries	35,642	155,000		
1 sig maint temp - 6wks x 40/wk			3,000	3,000
15 paint temps - 22wks x 40/wk			100,000	100,000
<b>Total 00160.3341.04. Temporaries</b>	<b>35,642</b>	<b>155,000</b>	<b>103,000</b>	<b>103,000</b>
00170.3341.04. Overtime Pay				
00170 - Overtime Pay	25,128	45,000	25,000	25,000
<b>Total 00170.3341.04. Overtime Pay</b>	<b>25,128</b>	<b>45,000</b>	<b>25,000</b>	<b>25,000</b>
<b>Total Traffic Operations Salaries &amp; Benefits</b>	<b>2,910,888</b>	<b>3,380,000</b>	<b>3,904,800</b>	<b>4,299,100</b>
Traffic Operations Other Expenses				
00210.3341.04. Printing				
00210 - Printing		200	200	200
<b>Total 00210.3341.04. Printing</b>		<b>200</b>	<b>200</b>	<b>200</b>
00223.3341.04. UTIL Signal				
00223 - UTIL Signal	97,674	100,000	100,000	105,000
<b>Total 00223.3341.04. UTIL Signal</b>	<b>97,674</b>	<b>100,000</b>	<b>100,000</b>	<b>105,000</b>
00224.3341.04. UTIL Street Lights				

**3341 - Traffic Operations**

Budget Report

For Fiscal Years 2022 and 2023

Total FTE's - 40 (FY22 - 2 Electronic/Signal Tech)

Account	FY20 Actuals	FY21 Budget	FY22 Budget	FY23 Budget
00224 - UTIL Street Lights	7.037	7.000	7,200	7,500
<b>Total 00224.3341.04. UTIL Street Lights</b>	<b>7,037</b>	<b>7,000</b>	<b>7,200</b>	<b>7,500</b>
00240.3341.04. Books, Dues, Subscriptions				
00240 - Books, Dues, Subscriptions	8,458	8,000		
Digline			5,200	5,250
Electronic			300	300
IMSA, MUTCD, License renewals, apprenticeship materials			1,700	1,700
Paint			100	100
Signal			1,000	1,150
<b>Total 00240.3341.04. Books, Dues, Subscriptions</b>	<b>8,458</b>	<b>8,000</b>	<b>8,300</b>	<b>8,500</b>
00250.3341.04. Freight				
00250 - Freight	14,700	10,000		
Admin			1,000	1,000
Electronic			1,000	1,000
Paint			3,000	3,750
Signal			7,000	7,250
<b>Total 00250.3341.04. Freight</b>	<b>14,700</b>	<b>10,000</b>	<b>12,000</b>	<b>13,000</b>
00260.3341.04. Supplies - Operations				
00260 - Supplies - Operations	2,572	2,000	2,000	2,000
<b>Total 00260.3341.04. Supplies - Operations</b>	<b>2,572</b>	<b>2,000</b>	<b>2,000</b>	<b>2,000</b>
00261.3341.04. Supplies - Office				
00261 - Supplies - Office	1,188	3,700	2,700	2,700
<b>Total 00261.3341.04. Supplies - Office</b>	<b>1,188</b>	<b>3,700</b>	<b>2,700</b>	<b>2,700</b>
00262.3341.04. Supplies - Welding				
00262 - Supplies - Welding	1,966	5,800	5,000	5,000
<b>Total 00262.3341.04. Supplies - Welding</b>	<b>1,966</b>	<b>5,800</b>	<b>5,000</b>	<b>5,000</b>
00263.3341.04. Supplies - Shop				
00263 - Supplies - Shop	4,838	11,000		
Electronic			3,000	3,000
Paint			1,800	1,800
Sign			300	300
Signal			6,900	6,900
<b>Total 00263.3341.04. Supplies - Shop</b>	<b>4,838</b>	<b>11,000</b>	<b>12,000</b>	<b>12,000</b>
00265.3341.04. Supplies - Clothing				

**3341 - Traffic Operations**

Budget Report

For Fiscal Years 2022 and 2023

Total FTE's - 40 (FY22 - 2 Electronic/Signal Tech)

Account	FY20 Actuals	FY21 Budget	FY22 Budget	FY23 Budget
00265 - Supplies - Clothing	4,750	8,000		
Admin			200	200
Electronic			600	600
Paint			1,900	1,900
Sign			1,500	1,500
Signal			3,800	3,800
<b>Total 00265.3341.04. Supplies - Clothing</b>	<b>4,750</b>	<b>8,000</b>	<b>8,000</b>	<b>8,000</b>
00267.3341.04. Supplies - Small Tools				
00267 - Supplies - Small Tools	23,754	16,000		
Electronic			1,500	1,500
Paint			2,500	2,500
Sign			2,500	2,500
Signal			10,000	10,000
<b>Total 00267.3341.04. Supplies - Small Tools</b>	<b>23,754</b>	<b>16,000</b>	<b>16,500</b>	<b>16,500</b>
00268.3341.04. Supplies - Temp Traffic Device				
00268 - Supplies - Temp Traffic Device	5,132	9,000		
Paint			3,000	3,000
Sign			2,000	2,000
Signal			3,000	3,000
<b>Total 00268.3341.04. Supplies - Temp Traffic Device</b>	<b>5,132</b>	<b>9,000</b>	<b>8,000</b>	<b>8,000</b>
00269.3341.04. Supplies - Signs				
00269 - Supplies - Signs	29,388	20,000	22,500	25,000
<b>Total 00269.3341.04. Supplies - Signs</b>	<b>29,388</b>	<b>20,000</b>	<b>22,500</b>	<b>25,000</b>
00271.3341.04. Supplies - Signals				
00271 - Supplies - Signals	47,164	67,000		
Electronic			6,000	6,000
Signal Construction			25,000	25,000
Signal Maintenance			36,000	36,000
<b>Total 00271.3341.04. Supplies - Signals</b>	<b>47,164</b>	<b>67,000</b>	<b>67,000</b>	<b>67,000</b>
00272.3341.04. Supplies - Paint				
00272 - Supplies - Paint	17,808	20,000	21,000	21,000
<b>Total 00272.3341.04. Supplies - Paint</b>	<b>17,808</b>	<b>20,000</b>	<b>21,000</b>	<b>21,000</b>
00291.3341.04. Leases and Rentals				

**3341 - Traffic Operations**

Budget Report

For Fiscal Years 2022 and 2023

Total FTE's - 40 (FY22 - 2 Electronic/Signal Tech)

Account	FY20 Actuals	FY21 Budget	FY22 Budget	FY23 Budget
00291 - Leases and Rentals	1,235	2,500	2,000	2,000
<b>Total 00291.3341.04. Leases and Rentals</b>	1,235	2,500	2,000	2,000
00300.3341.04. Travel and Meetings				
00300 - Travel and Meetings	1,904	1,500	1,500	1,500
<b>Total 00300.3341.04. Travel and Meetings</b>	1,904	1,500	1,500	1,500
00320.3341.04. Employee Training				
00320 - Employee Training	2,267	3,000	9,000	9,000
<b>Total 00320.3341.04. Employee Training</b>	2,267	3,000	9,000	9,000
00330.3341.04. Safety and First Aid				
00330 - Safety and First Aid	4,956	7,000	7,000	7,000
<b>Total 00330.3341.04. Safety and First Aid</b>	4,956	7,000	7,000	7,000
00410.3341.04. Liability Payments				
00410 - Liability Payments		2,000		
<b>Total 00410.3341.04. Liability Payments</b>		2,000		
00460.3341.04. Miscellaneous Expense				
00460 - Miscellaneous Expense		1,000	1,000	1,000
<b>Total 00460.3341.04. Miscellaneous Expense</b>		1,000	1,000	1,000
00492.3341.04. Maint / Repair - Equip				
00492 - Maint / Repair - Equip	16,873	23,000		
Electronic			2,500	2,500
Paint			16,000	16,000
Signal			2,500	2,500
<b>Total 00492.3341.04. Maint / Repair - Equip</b>	16,873	23,000	21,000	21,000
00510.3341.04. Material - Concrete				
00510 - Material - Concrete	7,524	5,500	5,500	5,600
<b>Total 00510.3341.04. Material - Concrete</b>	7,524	5,500	5,500	5,600
00519.3341.04. Material - Finished Signs				
00519 - Material - Finished Signs	81,161	110,000	110,000	110,000
<b>Total 00519.3341.04. Material - Finished Signs</b>	81,161	110,000	110,000	110,000
00521.3341.04. Material - Signs				
00521 - Material - Signs	114,018	135,000	120,000	120,000
<b>Total 00521.3341.04. Material - Signs</b>	114,018	135,000	120,000	120,000
00522.3341.04. Material - Paint				
00522 - Material - Paint	701,446	850,000		



**3341 - Traffic Operations**

Budget Report

For Fiscal Years 2022 and 2023

Total FTE's - 40 (FY22 - 2 Electronic/Signal Tech)

Account	FY20 Actuals	FY21 Budget	FY22 Budget	FY23 Budget
3rd Chip Seal Crew				300,000
Chip Seal Paint			930,000	930,000
<b>Total 00522.3341.04. Material - Paint</b>	701,446	850,000	930,000	1,230,000
00650.3341.04. Maintenance Equipment				
00650 - Maintenance Equipment	18,560	5,000	5,000	6,500
<b>Total 00650.3341.04. Maintenance Equipment</b>	18,560	5,000	5,000	6,500
00705.3341.04. Professional Services				
00705 - Professional Services	46,750			
Signal Pole Inspection			50,000	
<b>Total 00705.3341.04. Professional Services</b>	46,750		50,000	
00740.3341.04. Contractual Services				
00740 - Contractual Services	50,934	70,000		
Electronic			5,000	5,000
Paint			5,000	5,000
Signal			80,000	80,000
<b>Total 00740.3341.04. Contractual Services</b>	50,934	70,000	90,000	90,000
Total Traffic Operations Other Expenses	1,314,058	1,503,200	1,644,400	1,905,000
<b>Total Traffic Operations Expenditures</b>	<b>4,224,947</b>	<b>4,883,200</b>	<b>5,549,200</b>	<b>6,204,100</b>

DRAFT BUDGET 08042021

**3342 - Traffic Engineering**

Budget Report

For Fiscal Years 2022 and 2023

Total FTE's - 23.5 (FY22 - Traffic Engineer - Project Team/ADA Inspector)

Account	FY20 Actuals	FY21 Budget	FY22 Budget	FY23 Budget
Traffic Engineering Salaries & Benefits				
00100.3342.04. Traffic Engineering Wages				
00100 - Traffic Engineering Wages	1,344,237	1,501,000	1,625,000	1,887,000
<b>Total 00100.3342.04. Traffic Engineering Wages</b>	<b>1,344,237</b>	<b>1,501,000</b>	<b>1,625,000</b>	<b>1,887,000</b>
00110.3342.04. FICA Taxes				
00110 - FICA Taxes	99,241	114,900	124,200	144,100
<b>Total 00110.3342.04. FICA Taxes</b>	<b>99,241</b>	<b>114,900</b>	<b>124,200</b>	<b>144,100</b>
00120.3342.04. State Retirement				
00120 - State Retirement	160,755	179,500	194,300	225,200
<b>Total 00120.3342.04. State Retirement</b>	<b>160,755</b>	<b>179,500</b>	<b>194,300</b>	<b>225,200</b>
00130.3342.04. Insurances				
00130 - Insurances	386,564	439,700	516,900	649,400
<b>Total 00130.3342.04. Insurances</b>	<b>386,564</b>	<b>439,700</b>	<b>516,900</b>	<b>649,400</b>
00140.3342.04. Worker's Compensation				
00140 - Worker's Compensation	11,518	11,000	25,900	30,500
<b>Total 00140.3342.04. Worker's Compensation</b>	<b>11,518</b>	<b>11,000</b>	<b>25,900</b>	<b>30,500</b>
00160.3342.04. Temporaries				
00160 - Temporaries	9,792	16,000		
TE - Student Intern - 12wks x 40hrs/wk & 40wks x 20 hrs/wk			18,000	18,000
<b>Total 00160.3342.04. Temporaries</b>	<b>9,792</b>	<b>16,000</b>	<b>18,000</b>	<b>18,000</b>
00170.3342.04. Overtime Pay				
00170 - Overtime Pay	6,735	5,500	5,500	5,500
<b>Total 00170.3342.04. Overtime Pay</b>	<b>6,735</b>	<b>5,500</b>	<b>5,500</b>	<b>5,500</b>
<b>Total Traffic Engineering Salaries &amp; Benefits</b>	<b>2,018,844</b>	<b>2,267,600</b>	<b>2,509,800</b>	<b>2,959,700</b>
Traffic Engineering Other Expenses				
00210.3342.04. Printing				
00210 - Printing	3,030	1,200		
CM - TMC Brochures			500	500
TE - Ped/Bike TTC Brochures			500	500
<b>Total 00210.3342.04. Printing</b>	<b>3,030</b>	<b>1,200</b>	<b>1,000</b>	<b>1,000</b>
00240.3342.04. Books, Dues, Subscriptions				
00240 - Books, Dues, Subscriptions	10,032	9,400		
ADMIN - ITE Chapter Dues			200	200

**3342 - Traffic Engineering**

Budget Report

For Fiscal Years 2022 and 2023

Total FTE's - 23.5 (FY22 - Traffic Engineer - Project Team/ADA Inspector)

Account	FY20 Actuals	FY21 Budget	FY22 Budget	FY23 Budget
ADMIN - ITE Int'l Member Dues			1,800	1,800
ADMIN - Professional Registration (PE, PTOE)			1,000	1,000
ADMIN - Technical Books/Manuals			300	300
CM - DirecTV for TMC			2,000	2,000
CM - ITS America & ITS Rocky Mtn			4,500	4,500
<b>Total 00240.3342.04. Books, Dues, Subscriptions</b>	10,032	9,400	9,800	9,800
00250.3342.04. Freight				
00250 - Freight	1,028	1,200		
CM - ITS Equipment			500	500
TE - Counter Repairs/Purchases			700	800
<b>Total 00250.3342.04. Freight</b>	1,028	1,200	1,200	1,300
00261.3342.04. Supplies - Office				
00261 - Supplies - Office	1,089	1,700	1,700	1,700
<b>Total 00261.3342.04. Supplies - Office</b>	1,089	1,700	1,700	1,700
00265.3342.04. Supplies - Clothing				
00265 - Supplies - Clothing	1,440	1,200		
CM - 6 Employees			500	500
TE - 15 Employees			800	800
<b>Total 00265.3342.04. Supplies - Clothing</b>	1,440	1,200	1,300	1,300
00267.3342.04. Supplies - Small Tools				
00267 - Supplies - Small Tools	1,091	500		
CM - Tools for CM Vehicles			200	200
TE - Hand tool/measuring tapes			300	300
<b>Total 00267.3342.04. Supplies - Small Tools</b>	1,091	500	500	500
00272.3342.04. Supplies - Paint				
00272 - Supplies - Paint	424	300		
TE - Marking paint/temp marking tape/chip seal tabs			300	300
<b>Total 00272.3342.04. Supplies - Paint</b>	424	300	300	300
00281.3342.04. Supplies - Communications				
00281 - Supplies - Communications		4,000		
CM - ITS Equipment for Testing & Evaluation			500	500
<b>Total 00281.3342.04. Supplies - Communications</b>		4,000	500	500
00285.3342.04. Supplies - Traffic Data Counts				
00285 - Supplies - Traffic Data Counts	9,316	8,000		

**3342 - Traffic Engineering**

Budget Report

For Fiscal Years 2022 and 2023

Total FTE's - 23.5 (FY22 - Traffic Engineer - Project Team/ADA Inspector)

Account	FY20 Actuals	FY21 Budget	FY22 Budget	FY23 Budget
TE - Camera, 2 counters, 1 board, hoses			9,800	8,000
<b>Total 00285.3342.04. Supplies - Traffic Data Counts</b>	9,316	8,000	9,800	8,000
00300.3342.04. Travel and Meetings				
00300 - Travel and Meetings	3,042			
CM - ITS America & Rural, IMSA, ITE, Trafficware Council			2,000	3,000
TE - ITE District/Intl; ITE Intermountain; NCUTCD; Tech Training			3,000	5,000
<b>Total 00300.3342.04. Travel and Meetings</b>	3,042		5,000	8,000
00320.3342.04. Employee Training				
00320 - Employee Training	4,767	5,000		
CM - Registration ITS America & Rural, IMSA, ITE			3,000	3,000
TE - ITE District/Intl; ITE Intermountain; NCUTCD; Tech Training/Webinars			4,000	4,000
<b>Total 00320.3342.04. Employee Training</b>	4,767	5,000	7,000	7,000
00492.3342.04. Maint / Repair - Equip				
00492 - Maint / Repair - Equip		4,000		
CM - ITS Equipment			1,000	1,000
TE - Counter Repairs			2,000	2,000
<b>Total 00492.3342.04. Maint / Repair - Equip</b>		4,000	3,000	3,000
00495.3342.04. Discretionary Account For Mgrs				
00495 - Discretionary Account For Mgrs	1,316	1,600	3,200	3,400
<b>Total 00495.3342.04. Discretionary Account For Mgrs</b>	1,316	1,600	3,200	3,400
00640.3342.04. Office Machines				
00640 - Office Machines				
CM - Synchro Green Controller Module License				98,000
CM - Synchro Green Initial Setup				10,000
<b>Total 00640.3342.04. Office Machines</b>				108,000
00705.3342.04. Professional Services				
00705 - Professional Services	12,218	158,000		
CM - Traffic Signal Timing and SPM Evaluation			200,000	200,000
CM - Video Wall Support & On-Call Services			20,000	20,000
TE - Roundabout Policy Update			50,000	
<b>Total 00705.3342.04. Professional Services</b>	12,218	158,000	270,000	220,000
00740.3342.04. Contractual Services				

**3342 - Traffic Engineering**

Budget Report

For Fiscal Years 2022 and 2023

Total FTE's - 23.5 (FY22 - Traffic Engineer - Project Team/ADA Inspector)

Account	FY20 Actuals	FY21 Budget	FY22 Budget	FY23 Budget
00740 - Contractual Services	46,229	261,200		
CM - CCTV Camera Cleaning			40,000	40,000
CM - SPM Detection Equipment Installation			250,000	250,000
TE - Lighting & Misc Construction			15,000	15,000
TE - Speed Bump install/rehab			10,000	10,000
<b>Total 00740.3342.04. Contractual Services</b>	46,229	261,200	315,000	315,000
Total Traffic Engineering Other Expenses	95,020	457,300	629,300	688,800
Total Traffic Engineering Expenditures	2,113,865	2,724,900	3,139,100	3,648,500

DRAFT BUDGET 08/24/2021

**5345 - Development Services**

Budget Report

For Fiscal Years 2022 and 2023

Total FTE's - 39 (FY22 Development Services Tech)

Account	FY20 Actuals	FY21 Budget	FY22 Budget	FY23 Budget
Development Services Salaries & Benefits				
00100.5345.04. Development Services Wages				
00100 - Development Services Wages	1,927,221	2,121,000	2,352,000	2,641,000
<b>Total 00100.5345.04. Development Services Wages</b>	<b>1,927,221</b>	<b>2,121,000</b>	<b>2,352,000</b>	<b>2,641,000</b>
00110.5345.04. FICA Taxes				
00110 - FICA Taxes	141,026	162,200	179,800	202,000
<b>Total 00110.5345.04. FICA Taxes</b>	<b>141,026</b>	<b>162,200</b>	<b>179,800</b>	<b>202,000</b>
00120.5345.04. State Retirement				
00120 - State Retirement	232,219	253,500	280,600	314,800
<b>Total 00120.5345.04. State Retirement</b>	<b>232,219</b>	<b>253,500</b>	<b>280,600</b>	<b>314,800</b>
00130.5345.04. Insurances				
00130 - Insurances	612,541	692,200	782,200	916,400
<b>Total 00130.5345.04. Insurances</b>	<b>612,541</b>	<b>692,200</b>	<b>782,200</b>	<b>916,400</b>
00140.5345.04. Worker's Compensation				
00140 - Worker's Compensation	13,644	14,000	30,900	35,000
<b>Total 00140.5345.04. Worker's Compensation</b>	<b>13,644</b>	<b>14,000</b>	<b>30,900</b>	<b>35,000</b>
00160.5345.04. Temporaries				
00160 - Temporaries	18,600	56,700		
2 student interns			37,800	37,800
<b>Total 00160.5345.04. Temporaries</b>	<b>18,600</b>	<b>56,700</b>	<b>37,800</b>	<b>37,800</b>
00170.5345.04. Overtime Pay				
00170 - Overtime Pay	22,483	42,000	42,000	42,000
<b>Total 00170.5345.04. Overtime Pay</b>	<b>22,483</b>	<b>42,000</b>	<b>42,000</b>	<b>42,000</b>
<b>Total Development Services Salaries &amp; Benefits</b>	<b>2,967,735</b>	<b>3,341,600</b>	<b>3,705,300</b>	<b>4,189,000</b>
Development Services Other Expenses				
00210.5345.04. Printing				
00210 - Printing	536	300	300	300
<b>Total 00210.5345.04. Printing</b>	<b>536</b>	<b>300</b>	<b>300</b>	<b>300</b>
00240.5345.04. Books, Dues, Subscriptions				
00240 - Books, Dues, Subscriptions	2,094	4,000	4,000	4,000
<b>Total 00240.5345.04. Books, Dues, Subscriptions</b>	<b>2,094</b>	<b>4,000</b>	<b>4,000</b>	<b>4,000</b>
00261.5345.04. Supplies - Office				
00261 - Supplies - Office	2,007	4,000	4,000	4,000

**5345 - Development Services**

Budget Report

For Fiscal Years 2022 and 2023

Total FTE's - 39 (FY22 Development Services Tech)

Account	FY20 Actuals	FY21 Budget	FY22 Budget	FY23 Budget
<b>Total 00261.5345.04. Supplies - Office</b>	2,007	4,000	4,000	4,000
00263.5345.04. Supplies - Shop				
00263 - Supplies - Shop	52	500	500	500
<b>Total 00263.5345.04. Supplies - Shop</b>	52	500	500	500
00265.5345.04. Supplies - Clothing				
00265 - Supplies - Clothing	3,660	4,200	4,200	4,200
<b>Total 00265.5345.04. Supplies - Clothing</b>	3,660	4,200	4,200	4,200
00267.5345.04. Supplies - Small Tools				
00267 - Supplies - Small Tools	19,998	34,500		
Bridge Inspectors			2,000	2,000
Locator Balls			30,000	30,000
Sub Inspectors			1,500	1,500
Zone Inspectors			1,000	1,000
<b>Total 00267.5345.04. Supplies - Small Tools</b>	19,998	34,500	34,500	34,500
00300.5345.04. Travel and Meetings				
00300 - Travel and Meetings	5,025			
APA Conference (2)			4,000	4,000
Bridge Training (2)			4,000	4,000
Idaho APA Conference			2,000	2,000
Nat'l Impact Fee Conference (1)			2,000	2,000
Trakit Conference (1)			1,000	1,000
Urban Drainage Design			1,000	1,000
<b>Total 00300.5345.04. Travel and Meetings</b>	5,025		14,000	14,000
00310.5345.04. Auto Mileage				
00310 - Auto Mileage	32			
<b>Total 00310.5345.04. Auto Mileage</b>	32			
00320.5345.04. Employee Training				
00320 - Employee Training	6,257	11,500		
APA Conference (2)			1,500	1,500
Drone License renewal/test			500	500
Eng Tech/Coordinator Training			2,800	2,800
Idaho APA Conference (4)			800	800
Misc. Training/Webinars for AICP and ASCE			1,000	1,000
Nat'l Impact Fee Conference (1)			500	500

**5345 - Development Services**

Budget Report

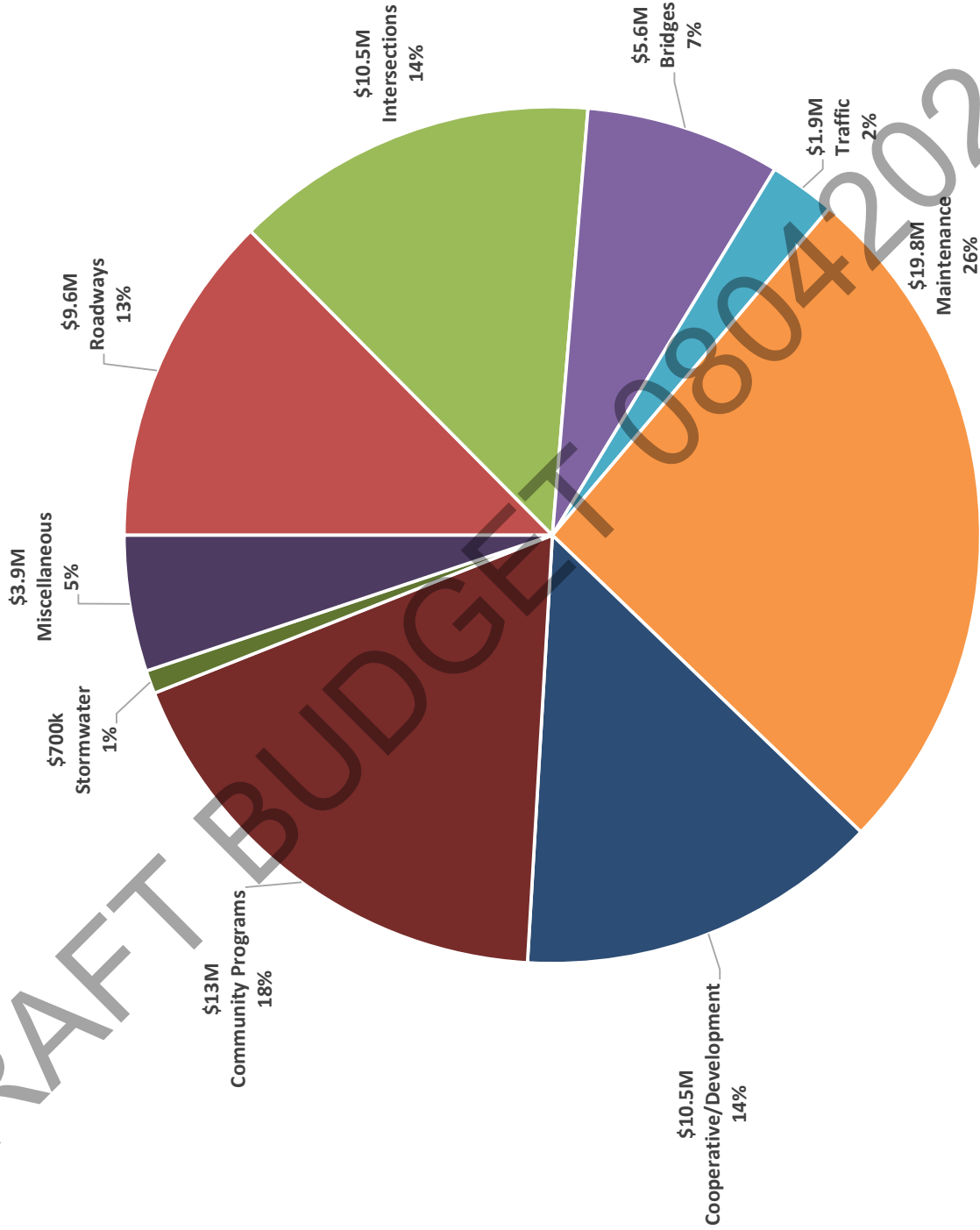
For Fiscal Years 2022 and 2023

Total FTE's - 39 (FY22 Development Services Tech)

Account	FY20 Actuals	FY21 Budget	FY22 Budget	FY23 Budget
Sub/Zone Inspector Training			4,900	4,900
<b>Total 00320.5345.04. Employee Training</b>	6,257	11,500	12,000	12,000
00330.5345.04. Safety and First Aid				
00330 - Safety and First Aid	209	1,700		
Bridge Inspection			500	500
<b>Total 00330.5345.04. Safety and First Aid</b>	209	1,700	500	500
00492.5345.04. Maint / Repair - Equip				
00492 - Maint / Repair - Equip		4,500		
Air Meter Maintenance			500	500
Drone Maintenance			4,000	4,000
<b>Total 00492.5345.04. Maint / Repair - Equip</b>		4,500	4,500	4,500
00495.5345.04. Discretionary Account For Mgrs				
00495 - Discretionary Account For Mgrs	1,420	2,800	2,000	2,100
<b>Total 00495.5345.04. Discretionary Account For Mgrs</b>	1,420	2,800	2,000	2,100
00705.5345.04. Professional Services				
00705 - Professional Services	55,702			
Misc. Professional Services			10,000	10,000
<b>Total 00705.5345.04. Professional Services</b>	55,702		10,000	10,000
00745.5345.04. Testing Services				
00745 - Testing Services			5,000	5,000
<b>Total 00745.5345.04. Testing Services</b>			5,000	5,000
Total Development Services Other Expenses	96,991	68,000	95,500	95,600
<b>Total Development Services Expenditures</b>	<b>3,064,726</b>	<b>3,409,600</b>	<b>3,800,800</b>	<b>4,284,600</b>



# FY2022 Proposed Capital Projects



	FY2020	FY2021	FY2022	FY21/22	FY21/22	FY2023	FY22/23	FY22/23
	Actuals	Adj Budget	Proposed	\$Variance	%Variance	Proposed	\$Variance	%Variance
<b>Capital Projects</b>								
Traffic Materials	3,905,654	1,795,500	1,175,000	(620,500)	-35%	607,100	(567,900)	-48.3%
Concept Design	22,757	197,000	1,095,000	898,000	456%	805,000	(290,000)	-26.5%
Title Search	73,285	107,500	81,500	(26,000)	-24%	81,000	(500)	-0.6%
Appraisals	339,062	179,500	735,000	555,500	309%	174,000	(561,000)	-76.3%
ROW Acquisitions	5,920,326	8,855,000	8,954,000	99,000	1%	15,567,000	6,613,000	73.9%
Survey	49,961	160,000	316,000	156,000	98%	98,000	(218,000)	-69.0%
Professional Services	4,572,588	8,677,000	15,316,500	6,639,500	77%	6,796,000	(8,520,500)	-55.6%
Legal Fees	1,794,670	82,500	-	(82,500)	-100%	-	-	#DIV/0!
Construction Engineering	720,378	1,054,000	912,000	(142,000)	-13%	984,000	72,000	7.9%
Utilities	769,238	709,500	309,000	(400,500)	-56%	73,000	(236,000)	-76.4%
Construction	39,973,854	45,309,700	47,257,000	1,947,300	4%	34,373,000	(12,884,000)	-27.3%
Land		5,638,000						
<b>Total Capital Projects</b>	<b>58,141,772</b>	<b>72,765,200</b>	<b>76,151,000</b>	<b>3,385,800</b>	<b>5%</b>	<b>59,558,100</b>	<b>(16,592,900)</b>	<b>-21.8%</b>
<b>Total Expenses</b>	<b>112,679,746</b>	<b>133,375,700</b>	<b>149,234,200</b>	<b>15,858,500</b>	<b>12%</b>	<b>138,067,000</b>	<b>(11,167,200)</b>	<b>-7.5%</b>
<b>Total w/Commuteride</b>	<b>114,990,280</b>	<b>136,092,300</b>	<b>151,878,900</b>	<b>15,786,600</b>	<b>12%</b>	<b>140,765,700</b>	<b>(11,113,200)</b>	<b>-7.3%</b>
<b>Difference</b>		<b>11,968,000</b>	<b>0</b>			<b>0</b>		
<b>Capital Projects</b>								
Roadways	21,193,920	16,113,000	9,150,000	(6,963,000)	-43%	14,595,500	5,445,500	59.5%
Concept Design	-	197,000	1,095,000	898,000	456%	805,000	(290,000)	-26.5%
Intersections	10,946,379	15,116,500	10,486,000	(4,630,500)	-31%	9,161,000	(1,325,000)	-12.6%
Bridges	4,365,502	8,211,000	5,415,500	(2,795,500)	-34%	3,427,500	(1,988,000)	-36.7%
Traffic	2,659,994	1,238,500	1,897,000	658,500	53%	697,100	(1,199,900)	-63.3%
Maintenance	8,675,553	11,921,200	19,803,000	7,881,800	66%	10,312,000	(9,491,000)	-47.9%
Cooperative/Development	2,279,797	5,492,500	10,456,000	4,963,500	90%	6,706,000	(3,750,000)	-35.9%
Community Programs	7,291,815	8,633,500	13,269,500	4,636,000	54%	7,369,000	(5,900,500)	-44.5%
Miscellaneous	425,418	5,638,000	3,915,000	(1,723,000)	-31%	6,385,000	2,470,000	63.1%
Environmental Program	303,395	204,000	664,000	460,000	225%	100,000	(564,000)	-84.9%
<b>Total Capital Projects</b>	<b>58,141,772</b>	<b>72,765,200</b>	<b>76,151,000</b>	<b>3,385,800</b>	<b>5%</b>	<b>59,558,100</b>	<b>(16,592,900)</b>	<b>-21.8%</b>

DRAFT BUDGET

Capital Budget				FY2022											
FY2022				Concept	Prof. Services	Title Searches	Appraisals	ROW Acq	Survey	Construction	Const. Engineering	Utilities	Traffic Materials	Legal Serv.	
Projects	GIS Number	Project #	PM	700 Y1	705 Y1	701 Y1	702 Y1	703 Y1	704 Y1	740 Y1	707 Y1	730 Y1	524 Y1	706 Y1	Total Y1
<b>Bridges Program</b>															
<b>Major Bridges</b>															
Amity Rd and Maple Grove Rd - Maple Grove Rd Bridge #1243	IN205-120.02	319049.002	Homan	-	5,000	-	-	-	-	-	-	-	-	-	5,000
Eagle Rd and State St - Bridge #1033	IN211-04.01	320022.001	Speer	-	2,000	-	-	15,000	-	-	-	-	-	-	17,000
Fairview Ave Bridge #2196 and #2197, Boise River	MA203-01		Kuperus	200,000	-	-	-	-	-	-	-	-	-	-	200,000
Floating Feather Rd Bridge #2028, 580' E/O Munger Rd - Bridge	CM215-04.01	821039.001	Rader	-	60,000	-	6,000	13,000	-	-	-	-	-	-	79,000
Gowen Rd Bridge #2110, W/O I-84	MA212-01	218049	McCarthy	-	-	-	-	-	20,000	2,095,000	37,000	-	-	-	2,152,000
Linder Rd, SH 44 (State St) / Floating Feather Rd - Linder Rd Bridge #1021	RD209-28.02	520033.002	Homan	-	14,000	-	-	-	-	-	-	-	-	-	14,000
Linder Rd, SH 44 (State St) / Floating Feather Rd - Linder Rd Bridge #1022	RD209-28.03	520033.003	Homan	-	6,000	-	-	-	-	-	-	-	-	-	6,000
Maple Grove Rd, Amity Rd / Victory Rd - Bridge #1239	201879	521044.002	Homan	-	19,000	-	-	-	-	-	-	-	-	-	19,000
Orchard St Realignment, Gowen Rd / Victory Rd - Fivemile Creek Crossings	201449	519026.002	Rader	-	134,000	-	-	-	-	-	-	-	-	-	134,000
Ten Mile Rd and Victory Rd - Ten Mile Rd Bridge #1181, 280' N/O Victory Rd	MI218-17	319038.001	Homan	-	1,000	-	-	-	-	319,000	2,000	-	-	-	322,000
<b>Total Major Bridges</b>															<b>2,948,000</b>
<b>Minor Bridges</b>															
11th St Bridge #1493, 90' N/O Main St	MI218-02	221061	Homan	-	20,000	-	-	-	35,000	174,000	2,000	-	-	-	231,000
2022 Bridges: Brandon Rd Bridge #1460, 550' N/O Floating Feather Rd	101590		Rader	-	8,000	1,000	-	-	-	-	-	3,000	-	-	12,000
2022 Bridges: Carlsbad Way Bridge #1419, 500' N/O State St	MI218-12		Rader	-	13,000	2,000	-	-	-	-	-	3,000	-	-	18,000
24th St Road and Bridge Projects - 24th St Bridge #1467, 100' N/O Bella St	MI215-19	819033.002	Rader	-	-	-	-	-	30,000	749,000	13,000	-	-	-	792,000
24th St Road and Bridge Projects - Bella St Bridge #1468, at 24th St	MI219-01	819033.003	Rader	-	-	-	-	-	25,000	185,000	3,000	-	-	-	213,000
24th St Road and Bridge Projects - Irene St Bridge #1466, 55' W/O 24th St	MI217-07	819033.001	Rader	-	-	-	-	-	25,000	146,000	3,000	3,000	-	-	177,000
26th St Bridge #1321, 160' S/O Hill Rd	MI217-06	221014	Tugby	-	5,000	-	3,000	7,000	-	-	-	-	-	-	15,000
37th St Bridge #1441, 350' SW/O Adams St	MI217-05	221013	Dayley	-	-	-	-	9,000	-	-	-	-	-	-	9,000
45th St Bridge #1432, 500' N/O US 20/26 (Chinden Blvd)	MI215-06	219003	Tugby	-	-	-	-	-	-	130,000	-	-	-	-	130,000
Black Cat Rd Bridge #1305, 0.21 miles N/O King Rd	MI218-09	221012	Dayley	-	10,000	-	3,000	19,000	-	-	-	-	-	-	32,000
Bridge Preventative Maintenance (2022)	MI216-10		Kuperus	-	-	-	-	-	-	200,000	-	-	-	-	200,000
Columbia Rd Bridge #1283, 0.2 miles E/O Ten Mile Rd	101630	221022	Jarsky	-	10,000	-	-	19,000	-	-	-	-	-	-	29,000
Fiddler Dr Bridge #1510, 130' W/O Arlen Dr	MI218-14	221027	Tugby	-	-	-	-	2,000	-	-	-	-	-	-	2,000
Hanley Pl Bridge #1056, 700' N/O Chaparral Rd	MA212-02	221033	Tate	-	5,000	-	4,000	12,000	-	-	-	-	-	-	21,000
Lena Ave Bridge #1509, 125' N/O Hickory Dr	MI218-01	221031	McCarthy	-	-	-	-	2,000	-	-	-	-	-	-	2,000
Liberty Corridor A: Liberty St Bridge #2186, 240' N/O Franklin Rd	MA039		Jarsky	-	268,000	1,500	-	-	-	-	-	-	-	-	269,500
Mallard Ave Bridge #1339, 650' W/O Parkcenter Blvd	MI216-13	221019	Dayley	-	5,000	-	-	-	-	-	-	-	-	-	5,000
Munger Rd Bridge #1462, 550' S/O New Hope Rd	MI216-14	221018	Tugby	-	4,000	-	-	16,000	-	-	-	-	-	-	20,000
Palmer Ln Bridge #1009, N/O Floating Feather Rd	MI214-15	221015	Homan	-	-	-	-	2,000	3,000	-	-	-	-	-	5,000
Reutzell Dr Bridge #1249, 165' W/O Summerset Way	101620	221017	Dayley	-	10,000	-	3,000	33,000	-	-	-	-	-	-	46,000
Shoup Ave Bridge #1404, 0.25 miles W/O Maple Grove Rd	MI218-11	221003	Homan	-	26,000	-	-	5,000	-	-	-	-	-	-	31,000
South Meridian Improvements A: Locust Grove Rd Bridge #1207, 0.17 miles S/O Victory Rd	MI218-06		Dayley	-	110,000	1,000	-	-	-	-	-	-	-	-	111,000
South Meridian Improvements A: Stoddard Rd, Victory Rd / Overland Rd - Stoddard Rd Bridge #2085	CM215-07.03		Dayley	-	44,000	-	-	-	-	-	-	-	-	-	44,000
Star Rd Bridge #1093, 0.25 miles S/O McMillan Rd	MI215-08	221007	Homan	-	18,000	-	3,000	15,000	-	-	-	-	-	-	36,000
Star Rd Bridge #2040, 0.28 miles S/O McMillan Rd	101570	221009	Homan	-	64,000	-	6,000	63,000	-	-	-	-	-	-	133,000
Topaz Ave Bridge #1220, 0.1 miles N/O Overland Rd	MI215-13		Rader	-	15,000	1,000	-	-	-	-	-	3,000	-	-	19,000
Wildwood St Bridge #1425, 0.1 miles N/O Fairview Ave	MI218-13	221034	Tate	-	5,000	-	4,000	56,000	-	-	-	-	-	-	65,000
<b>Total Minor Bridges</b>															<b>2,667,500</b>
<b>Total Bridge Program</b>															<b>5,615,500</b>
<b>Capital Investment Program</b>															
<b>Cooperative</b>															
Corridor Preservation - Impact Fee Eligible (2022)	CP222		Little	-	-	-	-	1,000,000	-	7,000,000	-	-	-	-	8,000,000
Corridor Preservation - Non-Impact Fee Eligible (2022)	NCP222		Little	-	-	-	-	450,000	-	-	-	-	-	-	450,000
Developers Cooperative Projects (2022)	DC222		Little	-	-	-	-	-	-	600,000	-	-	-	-	600,000
St. Luke's Master Plan Transportation Component Implementation (2022)	RD216-07		Little	-	-	-	-	-	-	1,406,000	-	-	-	-	1,406,000
<b>Total Cooperative Projects</b>															<b>10,456,000</b>
<b>Intersections</b>															

Capital Budget				FY2022											
FY2022				Concept	Prof. Services	Title Searches	Appraisals	ROW Acq	Survey	Construction	Const. Engineering	Utilities	Traffic Materials	Legal Serv.	Total Y1
Projects	GIS Number	Project #	PM	700 Y1	705 Y1	701 Y1	702 Y1	703 Y1	704 Y1	740 Y1	707 Y1	730 Y1	524 Y1	706 Y1	Total Y1
Amity Rd and Locust Grove Rd	203789	321045	Jarsky	-	475,000	-	-	100,000	-	-	-	-	-	-	575,000
Amity Rd and Maple Grove Rd - Intersection	IN205-120.01	319049.001	Homan	-	220,000	-	30,000	-	-	-	-	-	-	-	250,000
Eagle Rd and Amity Rd Roundabout (Dual Lane)	IN215-05	320036	McCarthy	-	-	-	-	-	-	377,000	10,000	-	-	-	387,000
Eagle Rd and State St - Eagle Rd and Plaza Dr	IN211-04.04	320022.004	Speer	-	3,000	-	-	288,000	-	-	-	-	-	-	291,000
Eagle Rd and State St - Intersection	IN211-04.02	320022.002	Speer	-	3,000	-	-	247,000	-	-	-	-	-	-	250,000
Eagle Rd and State St - State St and 2nd St	IN211-04.03	320022.003	Speer	-	3,000	-	7,000	124,000	-	-	-	-	-	-	134,000
Eagle Rd, Amity Rd / Victory Rd - Eagle Rd and Zaldia Dr Roundabout	RD207-33.01	518040.002	McCarthy	-	-	-	-	-	-	98,000	-	-	-	-	98,000
Eagle Rd, Lake Hazel Rd / Amity Rd - Eagle & Taconic Roundabout	201939	521043.002	McCarthy	-	24,000	-	12,000	50,000	-	-	-	-	-	-	86,000
Fairview Ave and Locust Grove Rd	IN211-05	320012	McCarthy	-	63,000	-	60,000	1,250,000	-	-	-	-	-	-	1,373,000
Lake Hazel Rd and Cloverdale Rd	IN205-34	320034	Dayley	-	110,000	-	51,000	-	-	-	-	-	-	-	161,000
Lake Hazel Rd and Eagle Rd	IN216-01	319050	Speer	-	-	-	18,000	275,000	-	-	-	-	-	-	293,000
Lake Hazel Rd and Maple Grove Rd	IN205-69	321020	Tugby	-	70,000	-	12,000	644,000	-	-	-	-	-	-	726,000
Linder Rd and Floating Feather Rd Roundabout	IN217-03	320026	Homan	-	170,000	-	10,000	400,000	-	-	-	-	-	-	580,000
McMillan Rd and Black Cat Rd Roundabout	203779	321010	Tugby	-	475,000	-	-	-	-	-	-	-	-	-	475,000
Orchard St Realignment, Gowen Rd / Victory Rd - Gowen Rd and Old Orchard St	103700	519026.006	Rader	-	45,000	-	-	-	-	-	-	-	-	-	45,000
Orchard St Realignment, Gowen Rd / Victory Rd - Gowen Rd and Orchard St	IN219-16	519026.005	Rader	-	104,000	-	-	-	-	-	-	-	-	-	104,000
Orchard St Realignment, Gowen Rd / Victory Rd - Orchard St and Diamond St	201489	519026.003	Rader	-	104,000	-	-	-	-	-	-	-	-	-	104,000
Orchard St Realignment, Gowen Rd / Victory Rd - Orchard St and Dorman St	201509	519026.004	Rader	-	104,000	-	-	-	-	-	-	-	-	-	104,000
Overland Rd and Linder Rd	202889	321062	Homan	-	2,000	1,000	-	-	-	157,000	9,000	3,000	7,000	-	179,000
State St and Pierce Park Ln - Intersection	101660	317044.001	Tate	-	137,000	-	21,000	128,000	-	-	-	-	-	-	286,000
Ten Mile Corridor A: Ten Mile Rd and Deer Flat Rd	IN205-44	321038	Rader	-	326,000	-	-	-	-	-	-	-	-	-	326,000
Ten Mile Corridor A: Ten Mile Rd and Lake Hazel Rd - Roundabout	203879	320013.001	Clark	-	446,000	-	-	-	-	-	-	-	-	-	446,000
Ten Mile Rd and Victory Rd	IN214-03	319038	Homan	-	5,000	-	-	200,000	-	2,415,000	30,000	-	52,000	-	2,702,000
US 20/26 (Chinden Blvd) and Star Rd	201719	321065	Homan	-	-	-	-	50,000	-	-	-	-	-	-	50,000
Ustick Corridor A: Ustick Rd and Black Cat Rd	IN202-09		Calderon	-	340,000	-	-	-	-	-	-	-	-	-	340,000
Ustick Corridor A: Ustick Rd, Black Cat Rd / Ten Mile Rd - Naomi Ave Signal	202379		Tate	-	51,000	1,000	-	-	-	-	-	-	-	-	52,000
Ustick Rd and Black Cat Rd Interim Signal	201549	320037	Tugby	-	-	-	-	-	-	69,000	-	-	-	-	69,000
<b>Total Intersection Projects</b>															<b>10,486,000</b>
<b>Roads</b>															
Cloverdale Rd, Victory Rd / Overland Rd	RD207-11	521021	Rader	-	200,000	-	-	-	-	-	-	-	-	-	200,000
Cloverdale Rd, Victory Rd / Overland Rd - Roadway	201889	521021.001	Rader	-	200,000	-	45,000	-	-	-	-	-	-	-	245,000
Eagle Rd, Amity Rd / Victory Rd	RD207-33	518040.001	McCarthy	-	-	-	-	-	-	523,000	-	-	-	-	523,000
Eagle Rd, Lake Hazel Rd / Amity Rd - Roadway	202029	521043.001	McCarthy	-	56,000	-	18,000	450,000	-	-	-	-	-	-	524,000
Fairview Ave, Locust Grove Rd / SH 55 (Eagle Rd)	RC0133	520031	McCarthy	-	55,000	-	45,000	500,000	-	-	-	-	-	-	600,000
Five Mile Corridor A: Five Mile Rd, Overland Rd / Franklin Rd	RD203-04		McCarthy	250,000	-	-	-	-	-	-	-	-	-	-	250,000
Lake Hazel Corridor A: Lake Hazel Rd, Eagle Rd / Cloverdale Rd	RD209-18		McCarthy	-	360,000	4,000	-	-	-	-	-	-	-	-	364,000
Lake Hazel Rd, Cloverdale Rd / Five Mile Rd	RD207-29	521032	Jarsky	-	114,000	-	51,000	400,000	-	-	-	-	-	-	565,000
Linder Rd, SH 44 (State St) / Floating Feather Rd - Roadway	RD209-28.01	520033.001	Homan	-	294,000	-	39,000	225,000	-	-	-	-	-	-	558,000
Maple Grove Rd, Amity Rd / Victory Rd - Roadway	202019	521044.001	Homan	-	558,000	-	65,000	-	-	-	-	10,000	-	-	633,000
Maple Grove Rd, Victory Rd / Overland Rd	RD207-22	517039.001	Rader	-	-	-	-	-	-	760,000	6,000	200,000	-	-	966,000
North Meridian Improvements A: Linder Rd, Cherry Ln / Ustick Rd	RD209-15	521067	Rader	100,000	-	-	-	-	-	-	-	-	-	-	100,000
Orchard St Realignment, Gowen Rd / Victory Rd - Roadway	201399	519026.001	Rader	-	272,000	-	39,000	-	-	-	-	-	-	-	311,000
State St and Pierce Park Ln - Roadway	101650	317044.002	Tate	-	74,000	-	6,000	210,000	-	-	-	-	-	-	290,000
Ten Mile Rd, Victory Rd / Overland Rd	RC0299	519041	Homan	-	2,000	-	-	50,000	-	2,682,000	-	4,000	-	-	2,738,000
Ustick Corridor A: Ustick Rd, Black Cat Rd / Ten Mile Rd	200919		Tate	-	341,000	-	-	-	-	-	-	-	-	-	341,000
Ustick Corridor A: Ustick Rd, Ten Mile Rd / Linder Rd	RD207-24	521052	Tate	60,000	292,000	-	-	-	-	-	-	-	-	-	352,000
<b>Total Roadway Projects</b>															<b>9,560,000</b>
<b>Total Capital Investment Program</b>															<b>30,502,000</b>
<b>Capital Maintenance Program</b>															
<b>Federal</b>															
Federal Aid Capital Maintenance (2021) - Phase 2	FAO2212	719036	Tate	-	-	-	-	-	-	-	150,000	-	-	-	150,000

Capital Budget				FY2022											
FY2022				Concept	Prof. Services	Title Searches	Appraisals	ROW Acq	Survey	Construction	Const. Engineering	Utilities	Traffic Materials	Legal Serv.	Total Y1
Projects	GIS Number	Project #	PM	700 Y1	705 Y1	701 Y1	702 Y1	703 Y1	704 Y1	740 Y1	707 Y1	730 Y1	524 Y1	706 Y1	Total Y1
Federal Aid Capital Maintenance (2021) - Phase 3	FAO221L	719019	Rader	-	-	-	-	-	-	46,000	15,000	-	-	-	61,000
Pavement Preservation & ADA (2022) Phase 1	FAO2221	720025	McCarthy	-	170,000	-	-	-	-	373,000	125,000	-	-	-	668,000
Pavement Preservation & ADA (2022) Phase 2	FAO2222	720029	McCarthy	-	5,000	-	-	-	-	152,000	250,000	-	-	-	407,000
Pavement Preservation & ADA (2022) Phase 3	FAO222L	720024	Rader	-	8,000	-	-	-	-	226,000	-	-	-	-	234,000
Roadway and ADA Improvements (2023) Part 1	FAO2231	721004	Jarsky	-	423,000	-	50,000	-	-	-	-	-	-	-	473,000
Roadway and ADA Improvements (2023) Part 2	FAO2232	721005	Dayley	-	5,000	-	-	-	-	-	-	-	-	-	5,000
Roadway and ADA Improvements (2023) Part 3	FAO223L	721006	Jarsky	-	16,000	-	-	-	-	-	-	-	-	-	16,000
Roadway and ADA Improvements (2024)	FAO2241		Speer	-	1,233,000	-	-	-	-	-	-	-	-	-	1,233,000
<b>Total Federal Maintenance Projects</b>															<b>3,247,000</b>
<b>Local</b>															
11th St Maintenance and Bikeway, State St / Heron St - Roadway	101980	819011.001	Rader	-	-	-	-	-	20,000	692,000	9,000	-	-	-	721,000
Arterial & Collector Capital Maintenance (2022) HB312 Project	OV222	521030	Dayley	-	-	-	-	-	-	650,000	-	-	-	-	650,000
Arterial & Collector Capital Maintenance (2023) HB312 Project	OV223	521068	Clark	-	113,000	-	-	-	-	-	-	-	-	-	113,000
Cassia St Bikeway and Pedestrian Improvements - Roadway	BK217-03.02	818037.002	McCarthy	-	-	-	-	-	-	90,000	3,000	-	-	-	93,000
Downtown Boise Implementation (2019) HB312 Project (CCDC)	SM219-02	518027.002	Homan	-	56,000	-	-	-	-	1,011,000	5,000	-	-	-	1,072,000
Downtown Boise Implementation (2020) CCDC/Misc	SM220-02	519044.002	Homan	-	48,000	-	-	-	-	2,922,000	10,000	-	-	-	2,980,000
Downtown Boise Implementation (2020) Maintenance Work	SM220-01	519044.001	Homan	-	204,000	-	-	5,000	-	3,617,000	109,000	-	-	-	3,935,000
Downtown Boise Implementation (2020) Signal Work	SM220-03	519044.003	Homan	-	5,000	-	-	-	-	230,000	3,000	4,000	20,000	-	262,000
Linder Rd, Main St / Deer Flat Rd - Roadway	202009	821042.002	Tugby	-	95,000	-	-	-	-	-	-	-	-	-	95,000
Maintenance Crack Seal (2022) HB312 Project	MCS222		Clark	-	-	-	-	-	-	325,000	-	-	-	-	325,000
Phillippi St, Targee St / Overland Rd - Roadway	CM210-49	817021.002	Rader	-	-	-	-	-	-	35,000	-	-	-	-	35,000
Residential Capital Maintenance (2022) HB312 Project	MTL222	520023	Rader	-	355,000	-	-	-	-	4,720,000	20,000	-	-	-	5,095,000
Residential Capital Maintenance (2023) HB312 Project Part 1	MTL223	521051	Jarsky	-	220,000	-	-	-	-	-	-	-	-	-	220,000
Residential Capital Maintenance (2023) HB312 Project Part 2	202479	521060	Jarsky	-	190,000	5,000	15,000	50,000	-	-	-	-	-	-	260,000
Residential Capital Maintenance (2024) HB312 Project	MTL224		Tugby	-	450,000	-	-	-	-	-	-	-	-	-	450,000
Roosevelt St, Rose Hill St / Emerald St - Maintenance	MMP216-02	517018	McCarthy	-	-	-	-	-	-	250,000	-	-	-	-	250,000
<b>Total Local Maintenance Projects</b>															<b>16,556,000</b>
<b>Total Capital Maintenance</b>															<b>19,803,000</b>
<b>Community Programs</b>															
<b>Bikeways</b>															
08th St Bike Facility, Washington St / Union St	104540		Green	25,000	-	-	-	-	-	-	-	-	-	-	25,000
Bikeway Signage (2021)	104260	821057	Bautista	-	25,000	-	-	-	-	329,000	-	-	-	-	354,000
Capitol Blvd, Vista Ave / Greenbelt	BK218-36	821066	Calderon	100,000	-	-	-	-	-	-	-	-	-	-	100,000
Cassia St Bikeway and Pedestrian Improvements - Franklin St/Liberty St PHB and Orchard St/Cassia St	BK217-03.04	818037.004	McCarthy	-	-	-	-	-	-	9,000	-	-	-	-	9,000
Cassia St Bikeway and Pedestrian Improvements - Pedestrian Bridge #1575 at Cassia Park	BK217-03.03	818037.003	McCarthy	-	-	-	-	-	-	-	2,000	-	-	-	2,000
Central Bench Improvements A: Garden St Bikeway, Cassia St / Greenbelt	BK218-11		McCarthy	-	50,000	1,000	-	-	-	-	-	-	-	-	51,000
Central Bench Improvements C: Nez Perce St, Orchard St / Columbus St	BK218-17		Homan	30,000	-	-	-	-	-	-	-	-	-	-	30,000
North Boise Improvements A: Franklin St Bikeway, Resseguie St / Bannock St	200108		Calderon	25,000	-	-	-	-	-	-	-	-	-	-	25,000
Southeast Boise Improvements A: Columbia Village Bikeway, Hwy 21 / Boise Ave	BK218-09		Jarsky	25,000	-	-	-	-	-	-	-	-	-	-	25,000
Southwest Boise Improvements A: Hollandale-Targee Bikeway, Locust Grove Rd / Entertainment Ave	BK218-63		Dayley	25,000	-	-	-	-	-	-	-	-	-	-	25,000
West Bench Improvements A: Poplar St Bikeway, Milwaukee St / Orchard St	200118		Calderon	25,000	-	-	-	-	-	-	-	-	-	-	25,000
West Bench Improvements A: Ustick-Northview Bikeway Connection, Shamrock Ave / Milwaukee St	200169		Calderon	25,000	-	-	-	-	-	-	-	-	-	-	25,000
<b>Total Bikeway Projects</b>															<b>696,000</b>
<b>Core Community Projects</b>															
32nd St, US 20/26 (Chinden Blvd) / Clay St	103500	821016	Tugby	-	5,000	-	6,000	-	-	-	-	-	-	-	11,000
Avenue C, Main St / 04th St	CM217-09	821026	Jarsky	-	-	-	-	3,000	-	530,000	-	5,000	-	-	538,000
Clay St, 34th St / 32nd St	103490	821011	Tugby	-	5,000	-	6,000	-	-	-	-	-	-	-	11,000
Clay St, 37th St / 34th St	102680	821059	Tugby	-	7,000	-	18,000	-	-	-	-	-	-	-	25,000
Coston St, Bannock St / Franklin St	CM215-28		Cutler	-	-	2,000	-	-	-	-	-	-	-	-	2,000
Downtown Boise Implementation (2020) State and 14th RRFB and State and 12th RRFB	SM220-04	519044.004	Homan	-	5,000	-	-	-	-	119,000	1,000	3,000	55,000	-	183,000
Eagle Rd, Amity Rd / Victory Rd - Eagle and Rome Pedestrian Crossing	RD207-33.03	518040.003	McCarthy	-	-	-	-	-	-	7,000	-	-	-	-	7,000

Capital Budget				FY2022											
FY2022				Concept	Prof. Services	Title Searches	Appraisals	ROW Acq	Survey	Construction	Const. Engineering	Utilities	Traffic Materials	Legal Serv.	
Projects	GIS Number	Project #	PM	700 Y1	705 Y1	701 Y1	702 Y1	703 Y1	704 Y1	740 Y1	707 Y1	730 Y1	524 Y1	706 Y1	Total Y1
Floating Feather Rd Bridge #2028, 580' E/O Munger Rd - Sidewalk	CM215-04.02	821039.002	Rader	-	10,000	-	9,000	391,000	-	-	-	-	-	-	410,000
Floating Feather Rd, Brandon Rd / Hornback Ave	CM217-15	820020	Tugby	-	-	-	6,000	40,000	-	-	-	-	-	-	46,000
Garden City West Improvements A: Arney Ln, Riverside Dr / SH 44 (State St)	104420		Cutler	25,000	-	-	-	-	-	-	-	-	-	-	25,000
Horseshoe Bend Rd, State St / Hill Rd	CM214-26	821056	Clark	-	10,000	-	18,000	256,000	-	-	-	-	-	-	284,000
Liberty Corridor A: Liberty St Sidewalk and Bikeway, Douglas St / Denton St	CGSP205-16		Jarsky	-	110,000	1,000	-	5,000	-	-	-	-	-	-	116,000
Maple Grove Rd, Victory Rd / Overland Rd - Targee St PHB	IN217-11	517039.005	Rader	-	-	-	-	-	-	8,000	1,000	-	-	-	9,000
Phillippi St, Malad St / Targee St	NE204.01	816002.017	Tate	-	-	-	-	-	-	25,000	-	-	-	-	25,000
Phillippi St, Targee St / Overland Rd - Sidewalk	CM210-49.01	817021.001	Rader	-	-	-	-	-	-	10,000	-	-	-	-	10,000
Residential Capital Maintenance (2024) HB312 Project - Bike and Pedestrian Facilities	202579		Tugby	-	115,000	5,000	-	-	-	-	-	-	-	-	120,000
Roadway and ADA Improvements (2023) Part 1 - Bike and Pedestrian Facilities	202519		Jarsky	-	-	-	-	488,000	-	-	-	-	-	-	488,000
Roadway and ADA Improvements (2024) - Bike and Pedestrian Facilities	202569		Tate	-	-	7,000	-	-	-	-	-	-	-	-	7,000
Roosevelt St, Rose Hill St / Emerald St - Sidewalk	CM211-25	816002.016	McCarthy	-	-	-	-	20,000	32,000	1,055,000	20,000	1,000	5,000	-	1,133,000
South Meridian Improvements A: Locust Grove Rd and Palermo Dr Pedestrian Crossing	PPI208-99		Dayley	-	45,000	1,000	-	-	-	-	-	-	-	-	46,000
US 20/26 (Chinden Blvd) and 43rd St Pedestrian Crossing	CM214-55	821047	McCarthy	-	25,000	-	-	5,000	-	-	-	-	-	-	30,000
Vista Ave and Nez Perce St Pedestrian Crossing	CM214-47	820017	Dayley	-	-	-	-	-	-	17,000	-	-	-	-	17,000
Western Heritage Byway (Swan Falls Rd), Initial Point / southern terminus	103710		Speer	-	1,000	-	-	-	-	-	-	-	-	-	1,000
<b>Total Core Community Projects</b>															<b>3,544,000</b>
<b>Economic Development</b>															
Aikens St, Eagle Rd / O2nd St	RD209-11	517033	Homan	-	5,000	-	-	100,000	-	-	-	-	-	-	105,000
Pine Ave, Meridian Rd / Locust Grove Rd - Pine Ave Basin	RD208-01.003	419051	Homan	-	-	-	-	-	-	15,000	-	-	-	-	15,000
Reed St Realignment, N/O Adams St	105610		Tate	-	67,000	-	-	-	-	-	-	-	-	-	67,000
<b>Total Economic Development</b>															<b>187,000</b>
<b>Safe Sidewalks</b>															
Safe Sidewalk Program (2022)	SSW222		Fisher	-	-	-	-	-	-	1,600,000	-	-	-	-	1,600,000
<b>Total Safe Sidewalks</b>															<b>1,600,000</b>
<b>Vehicle Registration Fee Projects</b>															
11th St Maintenance and Bikeway, State St / Heron St - Bikeway	BK218-01	819011	Rader	-	-	-	-	-	13,000	350,000	6,000	-	-	-	369,000
11th St Maintenance and Bikeway, State St / Heron St - Fort St and 11th St and Hays St at 11th St and	CM216-04	819011.002	Rader	-	-	-	-	-	18,000	470,000	6,000	10,000	50,000	-	554,000
13th St Traffic Calming (Phase 1), Fort St / Hill Rd - Resseguie St RRFB	CM217-31.02	820007.002	Jarsky	-	-	-	-	-	3,000	39,000	-	3,000	-	-	45,000
13th St Traffic Calming (Phase 1), Fort St / Hill Rd - Traffic Calming	CM217-31.01	820007.001	Jarsky	-	-	-	-	-	27,000	713,000	-	-	-	-	740,000
38th St, Bush Ave / Sunset Ave - Roadway	CM216-03.01	819021.001	Tugby	-	-	-	-	-	-	38,000	-	1,000	-	-	39,000
38th St, Bush Ave / Sunset Ave - Sidewalk	CM216-03.02	819021.002	Tugby	-	-	-	-	-	-	5,000	-	-	-	-	5,000
Barber Valley Improvements A: Warm Springs Ave and Maynard Ave Pedestrian Crossing	203329		Calderon	-	23,000	1,000	-	-	-	-	-	-	-	-	24,000
Barber Valley Improvements A: Warm Springs Ave and Sky Bar St Pedestrian Crossing	201229		Calderon	-	23,000	1,000	-	-	-	-	-	-	-	-	24,000
Bogart Ln, SH 44 (State St) / Sloan St - Bogart St and Sloan St Pedestrian Crossing	CM215-03.02	819015.002	Dayley	-	-	-	-	-	-	3,000	-	-	-	-	3,000
Bogart Ln, SH 44 (State St) / Sloan St - Pedestrian Improvements	CM215-03.01	819015.001	Dayley	-	-	-	-	-	-	19,000	-	-	-	-	19,000
Cassia St Bikeway and Pedestrian Improvements - Roosevelt St/Cassia St RRFB and Robert St/Kootenai	BK217-03.05	818037.005	McCarthy	-	-	-	-	-	-	5,000	-	-	-	-	5,000
Cassia St Bikeway and Pedestrian Improvements - Sidewalk	BK217-03.01	818037.001	McCarthy	-	-	-	-	-	-	110,000	4,000	-	-	-	114,000
Central Bench Improvements A: Garden St, Bethel St / Emerald St	102110		McCarthy	-	250,000	12,000	-	-	-	-	-	-	-	-	262,000
Central Bench Improvements B: Garden St, Albion St / Franklin Rd	203889		Calderon	-	250,000	10,000	-	-	-	-	-	-	-	-	260,000
Christine St, Northview St / Ustick Rd	CM213-05	817029	Tate	-	-	-	-	-	-	958,000	-	-	-	-	958,000
Cory Ln, Mitchell St / Maple Grove Rd	CGSP206-16	821048	Jarsky	-	95,000	-	8,000	91,000	-	-	-	-	-	-	194,000
Five Mile Rd and La Grange St Pedestrian Crossing	CM217-55	821036	Calderon	-	-	-	-	-	-	430,000	3,000	4,000	45,000	-	482,000
Garden St, Franklin Rd / Bethel St	CM217-29	819007	Jarsky	-	10,000	2,000	5,000	15,000	-	-	-	-	-	-	32,000
Kootenai St Traffic Calming, (Phase 1) - Owyhee St / Vista Ave	CM218-01	821046.001	Rader	-	7,000	-	-	1,000	15,000	741,000	6,000	5,000	-	-	775,000
Kootenai St Traffic Calming, (Phase 2) - Roosevelt St / Owyhee St	102010	821046.002	Rader	-	7,000	-	-	1,000	17,000	837,000	7,000	5,000	-	-	874,000
Kootenai St Traffic Calming, (Phase 2) - Roosevelt St / Owyhee St - Pedestrian Crossing	201929	821046.003	Rader	-	-	-	-	-	1,000	44,000	1,000	5,000	20,000	-	71,000
Kootenai St Traffic Calming, (Phase 3) - Orchard St / Roosevelt St	102020	821046.004	Rader	-	2,000	-	-	10,000	11,000	548,000	21,000	5,000	-	-	597,000
Kuna Middle School Zone, Ten Mile Ave and Boise St	101840	321023	Jarsky	-	-	-	-	3,000	-	450,000	-	5,000	61,000	-	519,000
Linder Rd, Main St / Deer Flat Rd - Pedestrian Crossing	201999	821042.001	Tugby	-	4,500	-	3,000	12,000	-	-	-	-	-	-	19,500
Linder Rd, Main St / Deer Flat Rd - Sidewalk	203479		Tugby	-	15,000	-	20,000	114,000	-	-	-	-	-	-	149,000

Capital Budget				FY2022											
FY2022				Concept	Prof. Services	Title Searches	Appraisals	ROW Acq	Survey	Construction	Const. Engineering	Utilities	Traffic Materials	Legal Serv.	
Projects	GIS Number	Project #	PM	700 Y1	705 Y1	701 Y1	702 Y1	703 Y1	704 Y1	740 Y1	707 Y1	730 Y1	524 Y1	706 Y1	Total Y1
Maple Grove Rd, Amity Rd / Victory Rd - Wright and Bienapfl Pedestrian Crossings	202459	521044.003	Homan	-	24,000	-	-	-	-	-	-	-	-	-	24,000
Maple Grove Rd, Victory Rd / Overland Rd - Maple Grove Elementary School PHB	IN217-12	517039.006	Rader	-	-	-	-	-	-	23,000	1,000	-	-	-	24,000
Northwest Boise Improvements A: Taft St, Sycamore Dr / 36th St	CGSP206-05		Tate	150,000	-	-	-	-	-	-	-	-	-	-	150,000
South Meridian Improvements A: Stoddard Rd, Victory Rd / Overland Rd - Roadway	CM215-07.01		Dayley	-	340,000	14,000	-	-	-	-	-	-	-	-	354,000
South Meridian Improvements A: Stoddard Rd, Victory Rd / Overland Rd - Victory Rd Enhanced Cross	CM215-07.02		Dayley	-	12,000	-	-	-	-	-	-	-	-	-	12,000
Star Improvements A: Pollard Ln, Floating Feather Rd / Star Middle School	CM217-49		Dayley	30,000	-	-	-	-	-	-	-	-	-	-	30,000
<b>Total Local Maintenance Projects</b>															<b>7,727,500</b>
															<b>13,754,500</b>
<b>Traffic Safety and Operations Program</b>															
<b>Operations and Maintenance</b>															
Kootenai St Traffic Calming, (Phase 2) - Roosevelt St / Owyhee St - Kootenai St and Latah St Signal Re	202209	821046.005	Rader	-	-	-	-	-	3,000	149,000	2,000	5,000	90,000	-	249,000
Kootenai St Traffic Calming, (Phase 3) - Orchard St / Roosevelt St - Kootenai St and Roosevelt St Signa	202219	821046.006	Rader	-	-	-	-	-	3,000	149,000	-	5,000	90,000	-	247,000
Traffic Signals New and Upgraded (2022)	TSU222		Martin	-	-	-	-	-	-	-	-	-	600,000	-	600,000
<b>Total Operations and Maintenance</b>															<b>1,096,000</b>
<b>Safety and Accessibility</b>															
Central Bench Improvements A: Orchard St and Franklin Rd Accessible Pedestrian Signal	CM212-35	320005	McCarthy	-	85,000	3,000	-	-	-	-	-	-	-	-	88,000
Central Bench Improvements A: Rose Hill St and Owyhee St Mini Roundabout	CM214-49	321053	McCarthy	-	150,000	4,000	-	-	-	-	-	-	-	-	154,000
Fairview Ave and Orchard St	IN205-104	321028	Tugby	-	-	-	-	-	-	380,000	7,000	12,000	65,000	-	464,000
Linder Rd, Main St / Deer Flat Rd - Emergency Signal	202709	821042.003	Tugby	-	4,000	-	-	-	-	-	-	1,000	15,000	-	20,000
Overland Rd and Shoshone St Intersection Access and Safety Improvements	202349	321058	Jarsky	-	50,000	-	10,000	15,000	-	-	-	-	-	-	75,000
<b>Total Safety and Accessibility</b>															<b>801,000</b>
<b>Total Traffic Safety and Operations Program</b>															<b>1,897,000</b>
<b>Environmental Program</b>															
Green Stormwater Implementation (2022)	MDR216-06	421049	Tate	-	-	-	-	-	-	398,000	10,000	-	-	-	408,000
Thurman Mill Bridge Projects Water Quality Mitigation	MDR218-02	220003	Jarsky	-	5,000	-	-	-	15,000	235,000	-	1,000	-	-	256,000
<b>Total Environmental Program</b>															<b>664,000</b>
<b>Miscellaneous Program</b>															
Franklin Traffic Operations Yard	202619	915001.004	Inselman	-	1,300,000	-	-	-	-	1,015,000	-	-	-	-	2,315,000
Ustick Rd Maintenance Yard	202599	915001.005	Berenger	-	1,600,000	-	-	-	-	-	-	-	-	-	1,600,000
<b>Total Miscellaneous Program</b>															<b>3,915,000</b>
<b>Grand Total</b>				<b>1,095,000</b>	<b>15,316,500</b>	<b>81,500</b>	<b>735,000</b>	<b>8,954,000</b>	<b>316,000</b>	<b>47,257,000</b>	<b>912,000</b>	<b>309,000</b>	<b>1,175,000</b>	<b>-</b>	<b>76,151,000</b>

DRAFT BUDGET 2021

Capital Budget				FY2023											
FY2023				Concept	Prof. Services	Title Searches	Appraisals	ROW Acq	Survey	Construction	Const. Engineering	Utilities	Traffic Materials	Legal Serv.	
Projects	GIS Number	Project #	PM	700 Y2	705 Y2	701 Y2	702 Y2	703 Y2	704 Y2	740 Y2	707 Y2	730 Y2	524 Y2	706 Y2	Total Y2
<b>Bridges Program</b>															
<b>Major Bridges</b>															
Amity Rd and Maple Grove Rd - Maple Grove Rd Bridge #1243	IN205-120.02	319049.002	Homan	-	2,000	-	-	-	-	-	-	-	-	-	2,000
Eckert Rd Bridge #2147 and #2148, Boise River / Ridenbaugh Canal	MA214-08		Homan	250,000	-	-	-	-	-	-	-	-	-	-	250,000
Linder Rd, SH 44 (State St) / Floating Feather Rd - Linder Rd Bridge #1021	RD209-28.02	520033.002	Homan	-	2,000	-	-	-	-	-	-	-	-	-	2,000
Linder Rd, SH 44 (State St) / Floating Feather Rd - Linder Rd Bridge #1022	RD209-28.03	520033.003	Homan	-	1,000	-	-	-	-	-	-	-	-	-	1,000
Locust Grove Rd, Victory Rd / Overland Rd - Locust Grove Rd Bridge #2087	MI219-02		Dayley	-	-	-	-	-	-	316,000	10,000	-	-	-	326,000
Maple Grove Rd, Amity Rd / Victory Rd - Bridge #1239	201879	521044.002	Homan	-	1,000	-	-	-	-	-	-	-	-	-	1,000
Orchard St Realignment, Gowen Rd / Victory Rd - Fivemile Creek Crossings	201449	519026.002	Rader	-	9,000	-	-	-	-	-	-	-	-	-	9,000
Pierce Park Ln Bridge #2029, at Hill Rd - Bridge	MA215-02.01		McCarthy	-	150,000	1,000	-	-	-	-	-	-	-	-	151,000
Ten Mile Rd and Victory Rd - Ten Mile Rd Bridge #1181, 280' N/O Victory Rd	MI218-17	319038.001	Homan	-	-	-	-	-	-	17,000	-	-	-	-	17,000
Victory Rd and Locust Grove Rd Roundabout - Victory Rd Bridge #2116	IN215-06.01	219048	Dayley	-	-	-	-	-	-	316,000	10,000	3,500	-	-	329,500
<b>Total Major Bridges</b>															<b>1,088,500</b>
<b>Minor Bridges</b>															
11th St Bridge #1493, 90' N/O Main St	MI218-02	221061	Homan	-	-	-	-	-	-	9,000	-	-	-	-	9,000
2022 Bridges: Brandon Rd Bridge #1460, 550' N/O Floating Feather Rd	101590		Rader	-	-	-	4,000	34,000	-	-	-	-	-	-	38,000
2022 Bridges: Carlsbad Way Bridge #1419, 500' N/O State St	MI218-12		Rader	-	-	-	-	2,000	-	-	-	-	-	-	2,000
26th St Bridge #1321, 160' S/O Hill Rd	MI217-06	221014	Tugby	-	-	-	-	-	-	330,000	5,000	1,000	-	-	336,000
Bridge Preventative Maintenance (2023)	MI216-11		Kuperus	-	-	-	-	-	-	200,000	-	-	-	-	200,000
Bryson Ave Bridge #1134, 750' N/O Fairview Ave	MI218-05	220011	Dayley	-	-	-	-	-	-	252,000	-	-	-	-	252,000
Central Bench Improvements B: Phillippi St Bridge #1366, 650' N/O Overland Rd	MI214-17		Rader	-	15,000	1,000	-	-	-	-	-	3,000	-	-	19,000
Lena Ave Bridge #1509, 125' N/O Hickory Dr	MI218-01	221031	McCarthy	-	-	-	-	-	-	100,000	-	-	-	-	100,000
Liberty Corridor A: Liberty St Bridge #2186, 240' N/O Franklin Rd	MA039		Jarsky	-	-	-	-	200,000	-	-	-	-	-	-	200,000
Palmer Ln Bridge #1009, N/O Floating Feather Rd	MI214-15	221015	Homan	-	-	-	-	-	-	110,000	-	-	-	-	110,000
Shoup Ave Bridge #1404, 0.25 miles W/O Maple Grove Rd	MI218-11	221003	Homan	-	-	-	-	-	18,000	269,000	15,000	-	-	-	302,000
South Meridian Improvements A: Locust Grove Rd Bridge #1207, 0.17 miles S/O Victory Rd	MI218-06		Dayley	-	-	-	4,000	58,000	-	-	-	-	-	-	62,000
South Meridian Improvements A: Stoddard Rd, Victory Rd / Overland Rd - Stoddard Rd Bridge #2085	CM215-07.03		Dayley	-	2,000	-	-	-	-	-	-	-	-	-	2,000
Star Improvements A: Can Ada Rd Bridge #1004, 740' N/O SH 44 (State St)	101580		Tugby	-	40,000	-	-	-	-	-	-	-	-	-	40,000
Star Improvements A: Munger Rd Bridge #1005 and #2001, 1/2 mile S/O New Hope Rd	MA214-01		Jarsky	-	100,000	2,000	-	-	-	-	-	5,000	-	-	107,000
Star Rd Bridge #1093, 0.25 miles S/O McMillan Rd	MI215-08	221007	Homan	-	-	-	-	-	12,000	180,000	15,000	-	-	-	207,000
Star Rd Bridge #2040, 0.28 miles S/O McMillan Rd	101570	221009	Homan	-	-	-	-	-	30,000	550,000	20,000	-	-	-	600,000
Topaz Ave Bridge #1220, 0.1 miles N/O Overland Rd	MI215-13		Rader	-	-	-	-	3,000	-	-	-	-	-	-	3,000
<b>Total Minor Bridges</b>															<b>2,589,000</b>
<b>Total Bridge Program</b>															<b>3,677,500</b>
<b>Capital Investment Program</b>															
<b>Cooperative</b>															
Corridor Preservation - Impact Fee Eligible (2023)	CP223		Little	-	-	-	-	1,500,000	-	3,000,000	-	-	-	-	4,500,000
Corridor Preservation - Non-Impact Fee Eligible (2023)	NCP223		Little	-	-	-	-	200,000	-	-	-	-	-	-	200,000
Developers Cooperative Projects (2023)	DC223		Little	-	-	-	-	-	-	600,000	-	-	-	-	600,000
St. Luke's Master Plan Transportation Component Implementation (2023)	RD216-08		Little	-	-	-	-	-	-	1,406,000	-	-	-	-	1,406,000
<b>Total Cooperative Projects</b>															<b>6,706,000</b>
<b>Intersections</b>															
Amity Corridor A: Amity Rd and Five Mile Rd	IN205-17		Tugby	-	40,000	-	-	-	-	-	-	-	-	-	40,000
Amity Rd and Locust Grove Rd	203789	321045	Jarsky	-	-	-	-	60,000	-	-	-	-	-	-	60,000
Amity Rd and Maple Grove Rd - Intersection	IN205-120.01	319049.001	Homan	-	10,000	-	-	100,000	-	-	-	-	-	-	110,000
Cloverdale Corridor A: Amity Rd and Cloverdale Rd Roundabout	IN205-16		McCarthy	-	413,000	5,000	-	-	-	-	-	-	-	-	418,000
Cloverdale Corridor A: Victory Rd and Cloverdale Rd	202389		Rader	-	600,000	6,000	-	-	-	-	-	-	-	-	606,000
Eagle Rd, Lake Hazel Rd / Amity Rd - Eagle & Taconic Roundabout	201939	521043.002	McCarthy	-	10,000	-	-	100,000	-	-	-	-	-	-	110,000
Fairview Ave and Locust Grove Rd	IN211-05	320012	McCarthy	-	10,000	-	-	1,250,000	-	-	-	-	-	-	1,260,000
Lake Hazel Rd and Cloverdale Rd	IN205-34	320034	Dayley	-	20,000	-	-	292,000	-	-	-	-	-	-	312,000
Lake Hazel Rd and Eagle Rd	IN216-01	319050	Speer	-	-	-	-	270,000	-	-	-	-	-	-	270,000
Linder Rd and Floating Feather Rd Roundabout	IN217-03	320026	Homan	-	7,000	-	-	150,000	-	-	-	-	-	-	157,000



Capital Budget FY2023				FY2023											Total Y2
				Concept	Prof. Services	Title Searches	Appraisals	ROW Acq	Survey	Construction	Const. Engineering	Utilities	Traffic Materials	Legal Serv.	
Projects	GIS Number	Project #	PM	700 Y2	705 Y2	701 Y2	702 Y2	703 Y2	704 Y2	740 Y2	707 Y2	730 Y2	524 Y2	706 Y2	Total Y2
McMillan Rd and Black Cat Rd Roundabout	203779	321010	Tugby	-	-	-	-	55,000	-	-	-	-	-	-	55,000
Orchard St Realignment, Gowen Rd / Victory Rd - Gowen Rd and Old Orchard St	103700	519026.006	Rader	-	3,000	-	-	-	-	-	-	-	-	-	3,000
Orchard St Realignment, Gowen Rd / Victory Rd - Gowen Rd and Orchard St	IN219-16	519026.005	Rader	-	7,000	-	-	-	-	-	-	-	-	-	7,000
Orchard St Realignment, Gowen Rd / Victory Rd - Orchard St and Diamond St	201489	519026.003	Rader	-	7,000	-	-	-	-	-	-	-	-	-	7,000
Orchard St Realignment, Gowen Rd / Victory Rd - Orchard St and Dorman St	201509	519026.004	Rader	-	7,000	-	-	-	-	-	-	-	-	-	7,000
Overland Rd and Linder Rd	202889	321062	Homan	-	-	-	-	-	-	8,000	-	-	-	-	8,000
Pierce Park Ln Bridge #2029, at Hill Rd - Intersection	IN203-23		McCarthy	-	350,000	2,000	-	-	-	-	-	-	-	-	352,000
South Meridian Improvements B: Overland Rd and Eagle Rd	IN218-04		Homan	150,000	-	-	-	-	-	-	-	-	-	-	150,000
State St and Pierce Park Ln - Intersection	101660	317044.001	Tate	-	14,000	-	-	509,000	-	-	-	-	-	-	523,000
Ten Mile Corridor A: Ten Mile Rd and Deer Flat Rd	IN205-44	321038	Rader	-	5,000	-	12,000	314,000	-	-	-	-	-	-	331,000
Ten Mile Corridor A: Ten Mile Rd and Lake Hazel Rd - Roundabout	203879	320013.001	Clark	-	10,000	-	8,000	141,000	-	-	-	-	-	-	159,000
Ten Mile Rd and Victory Rd	IN214-03	319038	Homan	-	-	-	-	-	-	269,000	10,000	-	-	-	279,000
US 20/26 (Chinden Blvd) and Star Rd	201719	321065	Homan	-	-	-	-	-	-	1,540,000	-	-	-	-	1,540,000
Ustick Corridor A: Ustick Rd and Black Cat Rd	IN202-09		Calderon	-	-	-	-	135,000	-	-	-	-	-	-	135,000
Ustick Corridor A: Ustick Rd, Black Cat Rd / Ten Mile Rd - Naomi Ave Signal	202379		Tate	-	-	-	-	4,000	-	-	-	-	-	-	4,000
Ustick Corridor B: Ustick Rd and McDermott Rd	203589		Calderon	100,000	-	2,000	-	-	-	-	-	-	-	-	102,000
Victory Rd and Locust Grove Rd Roundabout	IN215-06	319043	Dayley	-	-	-	-	-	-	2,320,000	-	56,000	30,000	-	2,406,000
<b>Total Intersection Projects</b>															<b>9,411,000</b>
<b>Roads</b>															
Cloverdale Rd, Victory Rd / Overland Rd	RD207-11	521021	Rader	-	5,000	-	-	-	-	-	-	-	-	-	5,000
Cloverdale Rd, Victory Rd / Overland Rd - Roadway	201889	521021.001	Rader	-	-	-	-	500,000	-	-	-	-	-	-	500,000
Eagle Rd, Lake Hazel Rd / Amity Rd - Roadway	202029	521043.001	McCarthy	-	10,000	-	-	650,000	-	-	-	-	-	-	660,000
Fairview Ave, Locust Grove Rd / SH 55 (Eagle Rd)	RC0133	520031	McCarthy	-	10,000	-	-	500,000	-	-	-	-	-	-	510,000
Five Mile Corridor A: Five Mile Rd, Overland Rd / Franklin Rd	RD203-04		McCarthy	-	601,000	10,000	-	-	-	-	-	-	-	-	611,000
Lake Hazel Corridor A: Lake Hazel Rd, Eagle Rd / Cloverdale Rd	RD209-18		McCarthy	-	15,000	-	28,000	173,000	-	-	-	-	-	-	216,000
Lake Hazel Rd, Cloverdale Rd / Five Mile Rd	RD207-29	521032	Jarsky	-	10,000	-	-	750,000	-	-	-	-	-	-	760,000
Linder Rd, Overland Rd / Franklin Rd	RC0207		Calderon	100,000	-	-	-	-	-	-	-	-	-	-	100,000
Linder Rd, SH 44 (State St) / Floating Feather Rd - Roadway	RD209-28.01	520033.001	Homan	-	13,000	-	-	675,000	-	-	-	-	-	-	688,000
Locust Grove Corridor B: Locust Grove Rd, Fairview Ave / Ustick Rd	RD210-02		Rader	95,000	-	-	-	-	-	-	-	-	-	-	95,000
Locust Grove Rd, Victory Rd / Overland Rd - Roadway	RD202-44.02	519034.001	Dayley	-	-	-	-	-	-	5,075,000	-	3,500	275,000	-	5,353,500
Maple Grove Rd, Amity Rd / Victory Rd - Roadway	202019	521044.001	Homan	-	30,000	-	-	800,000	-	-	-	-	-	-	830,000
Orchard St Realignment, Gowen Rd / Victory Rd - Roadway	201399	519026.001	Rader	-	19,000	-	-	2,975,000	-	-	-	-	-	-	2,994,000
State St and Pierce Park Ln - Roadway	101650	317044.002	Tate	-	7,000	-	-	840,000	-	-	-	-	-	-	847,000
Ten Mile Rd, Victory Rd / Overland Rd	RC0299	519041	Homan	-	-	-	-	-	-	298,000	-	-	-	-	298,000
Ustick Corridor A: Ustick Rd, Black Cat Rd / Ten Mile Rd	200919		Tate	-	-	-	18,000	147,000	-	-	-	-	-	-	165,000
Ustick Corridor A: Ustick Rd, Ten Mile Rd / Linder Rd	RD207-24	521052	Tate	-	-	-	18,000	140,000	-	-	-	-	-	-	158,000
<b>Total Roadway Projects</b>															<b>14,790,500</b>
<b>Total Capital Investment Program</b>															<b>30,907,500</b>
<b>Capital Maintenance Program</b>															
<b>Federal</b>															
Pavement Preservation & ADA (2022) Phase 1	FAO2221	720025	McCarthy	-	-	-	-	-	-	-	125,000	-	-	-	125,000
Roadway and ADA Improvements (2023) Part 1	FAO2231	721004	Jarsky	-	-	-	-	-	-	343,000	702,000	-	-	-	1,045,000
Roadway and ADA Improvements (2023) Part 2	FAO2232	721005	Dayley	-	-	-	-	-	-	145,000	22,000	-	-	-	167,000
Roadway and ADA Improvements (2023) Part 3	FAO223L	721006	Jarsky	-	-	-	-	-	-	300,000	-	-	-	-	300,000
Roadway and ADA Improvements (2025)	200345		Cutler	-	1,215,000	-	-	-	-	-	-	-	-	-	1,215,000
Roadway and ADA Improvements (2026)	101940		Dayley	-	29,000	-	-	-	-	-	-	-	-	-	29,000
<b>Total Federal Maintenance</b>															<b>2,881,000</b>
<b>Local</b>															
11th St Maintenance and Bikeway, State St / Heron St - Roadway	101980	819011.001	Rader	-	-	-	-	-	-	122,000	2,000	-	-	-	124,000
Arterial & Collector Capital Maintenance (2023) HB312 Project	OV223	521068	Clark	-	-	-	-	-	-	1,200,000	10,000	-	-	-	1,210,000
Arterial & Collector Capital Maintenance (2024) HB312 Project	OV224		Clark	-	150,000	-	-	-	-	-	-	-	-	-	150,000
Arterial & Collector Capital Maintenance (2025) HB312 Project	OV225		Clark	-	220,000	-	-	-	-	-	-	-	-	-	220,000

Capital Budget				FY2023											
FY2023				Concept	Prof. Services	Title Searches	Appraisals	ROW Acq	Survey	Construction	Const. Engineering	Utilities	Traffic Materials	Legal Serv.	
Projects	GIS Number	Project #	PM	700 Y2	705 Y2	701 Y2	702 Y2	703 Y2	704 Y2	740 Y2	707 Y2	730 Y2	524 Y2	706 Y2	Total Y2
Cul-de-Sac Reconstruct (2023) HB312 Project	100024		Forrey	-	-	-	-	-	-	400,000	-	-	-	-	400,000
Cul-de-Sac Repair (2023) HB312 Project	MSL223		Forrey	-	-	-	-	-	-	400,000	-	-	-	-	400,000
Downtown Boise Implementation (2019) HB312 Project (CCDC)	SM219-02	518027.002	Homan	-	-	-	-	-	-	112,000	6,000	-	-	-	118,000
Downtown Boise Implementation (2020) CCDC/Misc	SM220-02	519044.002	Homan	-	-	-	-	-	-	308,000	-	-	-	-	308,000
Downtown Boise Implementation (2020) Maintenance Work	SM220-01	519044.001	Homan	-	-	-	-	-	-	388,000	15,000	-	-	-	403,000
Downtown Boise Implementation (2020) Signal Work	SM220-03	519044.003	Homan	-	-	-	-	-	-	25,000	-	-	-	-	25,000
Friction Seal of Bike Lanes (2023) Project	202179		Forrey	-	-	-	-	-	-	150,000	-	-	-	-	150,000
Maintenance Crack Seal (2023) HB312 Project	MCS223		Clark	-	-	-	-	-	-	325,000	-	-	-	-	325,000
Residential Capital Maintenance (2022) HB312 Project	MTL222	520023	Rader	-	-	-	-	-	-	248,000	5,000	-	-	-	253,000
Residential Capital Maintenance (2023) HB312 Project Part 1	MTL223	521051	Jarsky	-	-	-	-	-	38,000	2,710,000	-	-	-	-	2,748,000
Residential Capital Maintenance (2025) HB312 Project	MTL225		McCarthy	-	597,000	-	-	-	-	-	-	-	-	-	597,000
<b>Total Local Maintenance</b>															<b>7,431,000</b>
<b>Total Capital Maintenance Program</b>															<b>10,312,000</b>
<b>Community Programs</b>															
<b>Bikeways</b>															
08th St Bike Facility, Washington St / Union St	104540		Green	-	50,000	-	-	-	-	-	-	-	-	-	50,000
Central Bench Improvements A: Garden St Bikeway, Cassia St / Greenbelt	BK218-11		McCarthy	-	-	-	-	2,000	-	-	-	-	-	-	2,000
Central Bench Improvements C: Nez Perce St, Orchard St / Columbus St	BK218-17		Homan	-	70,000	2,000	-	-	-	-	-	-	-	-	72,000
Downtown/East End Improvements A: Bannock St Bikeway (West Phase), Whitewater Park Blvd / Ave C	200103		Calderon	25,000	-	-	-	-	-	-	-	-	-	-	25,000
Kuna Improvements B: School Ave Bikeway, King Rd / Deer Flat Rd	BK218-23		Tugby	25,000	-	-	-	-	-	-	-	-	-	-	25,000
North Meridian Improvements A: Linder-Meridian Bikeway, Pine Ave / Temple Dr	BK218-13		Homan	25,000	-	2,000	-	-	-	-	-	-	-	-	27,000
Southeast Boise Improvements A: Columbia Village Bikeway, Hwy 21 / Boise Ave	BK218-09		Jarsky	-	25,000	1,000	-	-	-	-	-	-	-	-	26,000
<b>Total Bikeway Projects</b>															<b>227,000</b>
<b>Core Community Projects</b>															
32nd St, US 20/26 (Chinden Blvd) / Clay St	103500	821016	Tugby	-	-	-	-	12,000	-	-	-	-	-	-	12,000
Clay St, 34th St / 32nd St	103490	821011	Tugby	-	-	-	-	11,000	-	-	-	-	-	-	11,000
Clay St, 37th St / 34th St	102680	821059	Tugby	-	-	-	-	114,000	-	-	-	-	-	-	114,000
Coston St, Bannock St / Franklin St	CM215-28		Cutler	-	-	-	15,000	25,000	-	-	-	-	-	-	40,000
Downtown Boise Implementation (2020) State and 14th RRFB and State and 12th RRFB	SM220-04	519044.004	Homan	-	-	-	-	-	-	13,000	-	-	-	-	13,000
Garden City East Improvements A: 33rd St, US 20/26 (Chinden Blvd) / Greenbelt	103440		Tugby	-	183,000	2,000	-	-	-	-	-	-	-	-	185,000
Garden City East Improvements A: 34th St, US 20/26 (Chinden Blvd) / Clay St	202489		Tugby	-	98,000	-	-	-	-	-	-	-	-	-	98,000
Garden City East Improvements A: 35th St, US 20/26 (Chinden Blvd) / Greenbelt	200223		Tugby	-	146,000	2,000	-	-	-	-	-	-	-	-	148,000
Residential Capital Maintenance (2024) HB312 Project - Bike and Pedestrian Facilities	202579		Tugby	-	-	-	20,000	500,000	-	-	-	-	-	-	520,000
Residential Capital Maintenance (2025) HB312 Project - Bike and Pedestrian Facilities	202580		McCarthy	-	115,000	-	-	-	-	-	-	-	-	-	115,000
Roadway and ADA Improvements (2023) Part 1 - Bike and Pedestrian Facilities	202519		Jarsky	-	-	-	-	-	-	756,000	-	-	-	-	756,000
Roadway and ADA Improvements (2024) - Bike and Pedestrian Facilities	202569		Tate	-	-	-	18,000	732,000	-	-	-	-	-	-	750,000
South Meridian Improvements A: Locust Grove Rd and Palermo Dr Pedestrian Crossing	PP1208-99		Dayley	-	5,000	-	-	2,000	-	-	-	-	-	-	7,000
US 20/26 (Chinden Blvd) and 43rd St Pedestrian Crossing	CM214-55	821047	McCarthy	-	-	-	-	-	-	9,000	5,000	-	-	-	14,000
Western Heritage Byway (Swan Falls Rd), Initial Point / southern terminus	103710		Speer	-	11,000	-	-	-	-	-	-	-	-	-	11,000
<b>Total Core Community Projects</b>															<b>2,794,000</b>
<b>Economic Development</b>															
Reed St Realignment, N/O Adams St	105610		Tate	-	-	-	-	12,000	-	-	-	-	-	-	12,000
<b>Total Economic Development</b>															<b>12,000</b>
<b>Safe Sidewalks</b>															
Safe Sidewalk Program (2023)	SSW223		Fisher	-	-	-	-	-	-	1,600,000	-	-	-	-	1,600,000
<b>Total Safe Sidewalks</b>															<b>1,600,000</b>
<b>Vehicle Registration Fee Projects</b>															
11th St Maintenance and Bikeway, State St / Heron St - Bikeway	BK218-01	819011	Rader	-	-	-	-	-	-	62,000	1,000	-	-	-	63,000
11th St Maintenance and Bikeway, State St / Heron St - Fort St and 11th St and Hays St at 11th St and 12th St Ped	CM216-04	819011.002	Rader	-	-	-	-	-	-	83,000	2,000	-	-	-	85,000
Central Bench Improvements A: Garden St, Bethel St / Emerald St	102110		McCarthy	-	10,000	-	-	20,000	-	-	-	-	-	-	30,000
Central Bench Improvements B: Garden St, Albion St / Franklin Rd	203889		Calderon	-	-	-	-	10,000	-	-	-	-	-	-	10,000
Central Bench Improvements B: Phillippi St, Cassia St / Franklin Rd	104560		Tugby	-	301,000	12,000	-	-	-	-	-	-	-	-	313,000

Capital Budget FY2023				FY2023											Total Y2
				Concept	Prof. Services	Title Searches	Appraisals	ROW Acq	Survey	Construction	Const. Engineering	Utilities	Traffic Materials	Legal Serv.	
Projects	GIS Number	Project #	PM	700 Y2	705 Y2	701 Y2	702 Y2	703 Y2	704 Y2	740 Y2	707 Y2	730 Y2	524 Y2	706 Y2	Total Y2
Central Bench Improvements B: Phillippi St, Overland Rd / Cassia St	104550		Tugby	-	150,000	9,000	-	-	-	-	-	-	-	-	159,000
Central Bench Improvements C: Annett St, Malad St / Targee St	CM210-61		Dayley	-	110,000	4,000	-	-	-	-	-	-	-	-	114,000
Cory Ln, Mitchell St / Maple Grove Rd	CGSP206-16	821048	Jarsky	-	-	-	-	-	-	588,000	4,000	1,000	-	-	593,000
Downtown/East End Improvements A: Bannock St Maintenance and Bikeway, Broadway Ave / Greenbelt - Bikeway	BK218-04		Tate	25,000	-	-	-	-	-	-	-	-	-	-	25,000
Garden St, Franklin Rd / Bethel St	CM217-29	819007	Jarsky	-	10,000	-	-	-	-	-	-	-	-	-	10,000
Kootenai St Traffic Calming, (Phase 1) - Owyhee St / Vista Ave	CM218-01	821046.001	Rader	-	-	-	-	-	-	131,000	-	-	-	-	131,000
Kootenai St Traffic Calming, (Phase 2) - Roosevelt St / Owyhee St	102010	821046.002	Rader	-	-	-	-	-	-	148,000	-	-	-	-	148,000
Kootenai St Traffic Calming, (Phase 2) - Roosevelt St / Owyhee St - Pedestrian Crossing	201929	821046.003	Rader	-	-	-	-	-	-	8,000	-	-	-	-	8,000
Kootenai St Traffic Calming, (Phase 3) - Orchard St / Roosevelt St	102020	821046.004	Rader	-	-	-	-	-	-	97,000	-	-	-	-	97,000
Linder Rd, Main St / Deer Flat Rd - Sidewalk	203479		Tugby	-	-	-	-	114,000	-	-	-	-	-	-	114,000
Maple Grove Rd, Amity Rd / Victory Rd - Wright and Bienapfl Pedestrian Crossings	202459	521044.003	Homan	-	1,000	-	-	-	-	-	-	-	-	-	1,000
South Meridian Improvements A: Stoddard Rd, Victory Rd / Overland Rd - Roadway	CM215-07.01		Dayley	-	15,000	-	21,000	432,000	-	-	-	-	-	-	468,000
South Meridian Improvements A: Stoddard Rd, Victory Rd / Overland Rd - Victory Rd Enhanced Crossing	CM215-07.02		Dayley	-	1,000	-	-	-	-	-	-	-	-	-	1,000
Southeast Boise Improvements A: Boise Ave and Linden St Pedestrian Crossing	CM209-47		Dayley	-	40,000	1,000	-	2,000	-	-	-	-	-	-	43,000
Star Improvements A: Pollard Ln, Floating Feather Rd / Star Middle School	CM217-49		Dayley	-	45,000	4,000	-	-	-	-	-	-	-	-	49,000
West Bench Improvements A: Clement St, Cabarton Ln / Mountain View Dr	100002		Tugby	-	90,000	1,000	-	-	-	-	-	-	-	-	91,000
West Bench Improvements A: Linda Vista Ln, Cory Ln / Ustick Rd	CM213-09		Dayley	-	113,000	7,000	-	-	-	-	-	-	-	-	120,000
West Bench Improvements A: Milwaukee St, Marcum St / Ustick Rd	200199		Dayley	-	160,000	3,000	-	-	-	-	-	-	-	-	163,000
<b>Total Vehicle Registration Fee Projects</b>															<b>2,836,000</b>
<b>Total Community Programs</b>															<b>7,469,000</b>
<b>Traffic Safety and Operations Program</b>															
<b>Operations and Maintenance</b>															
Kootenai St Traffic Calming, (Phase 2) - Roosevelt St / Owyhee St - Kootenai St and Latah St Signal Replacement	202209	821046.005	Rader	-	-	-	-	-	-	26,000	-	-	-	-	26,000
Kootenai St Traffic Calming, (Phase 3) - Orchard St / Roosevelt St - Kootenai St and Roosevelt St Signal Replacement	202219	821046.006	Rader	-	-	-	-	-	-	26,000	-	-	-	-	26,000
Traffic Signals New and Upgraded (2023)	TSU223		Martin	-	-	-	-	-	-	-	-	-	302,100	-	302,100
<b>Total Operations and Maintenance</b>															<b>354,100</b>
<b>Safety and Accessibility</b>															
Central Bench Improvements A: Orchard St and Franklin Rd Accessible Pedestrian Signal	CM212-35	320005	McCarthy	-	10,000	-	4,000	35,000	-	-	-	-	-	-	49,000
Central Bench Improvements A: Rose Hill St and Owyhee St Mini Roundabout	CM214-49	321053	McCarthy	10,000	-	-	4,000	17,000	-	-	-	-	-	-	31,000
Central Bench Improvements B: Orchard St and Clark St	IN218-05		McCarthy	-	171,000	2,000	-	-	-	-	-	-	-	-	173,000
Overland Rd and Shoshone St Intersection Access and Safety Improvements	202349	321058	Jarsky	-	-	-	-	-	-	100,000	-	-	-	-	100,000
<b>Total Safety and Accessibility</b>															<b>353,000</b>
<b>Total Traffic Safety and Operations Program</b>															<b>707,100</b>
<b>Environmental Program</b>															
Green Stormwater Implementation (2024)	MDR216-18		Anderson-Maguire	-	50,000	-	-	-	-	-	-	-	-	-	50,000
Meridian Downtown Improvements A: Meridian Stormwater Mitigation Project	202359	421064	Rader	-	50,000	-	-	-	-	-	-	-	-	-	50,000
<b>Total Environmental Program</b>															<b>100,000</b>
<b>Miscellaneous Program</b>															
Franklin Traffic Operations Yard	202619	915001.004	Inselman	-	-	-	-	-	-	4,785,000	-	-	-	-	4,785,000
Ustick Rd Maintenance Yard	202599	915001.005	Berenger	-	-	-	-	-	-	1,600,000	-	-	-	-	1,600,000
<b>Total Miscellaneous Program</b>															<b>6,385,000</b>
<b>Grand Total</b>				<b>805,000</b>	<b>6,796,000</b>	<b>81,000</b>	<b>174,000</b>	<b>15,567,000</b>	<b>98,000</b>	<b>34,373,000</b>	<b>984,000</b>	<b>73,000</b>	<b>607,100</b>	<b>-</b>	<b>59,558,100</b>